

INDEPENDENT AUDITOR'S REPORT

To The Members of Amex Alloys Private Limited

Report on the Audit of Ind AS Financial Statements

Opinion

We have audited the accompanying Ind AS financial statements of **AMEX ALLOYS PRIVATE LIMITED** ("the Company"), which comprise the Balance Sheet as at 31 March 2020, and the Statement of Profit and Loss (including Other Comprehensive Income), the Cash Flow Statement and the Statement of Changes in Equity for the year then ended and a summary of significant accounting policies and other explanatory information.

In our opinion and to the best of our information and according to the explanations given to us, the aforesaid Ind AS financial statements give the information required by the Companies Act, 2013 ("the Act") in the manner so required and give a true and fair view in conformity with the Indian Accounting Standards prescribed under section 133 of the Act read with the Companies (Indian Accounting Standards) Rules, 2015, as amended ("Ind AS") and other accounting principles generally accepted in India, of the state of affairs of the Company as at 31 March 2020, and its loss, total comprehensive loss, cash flows and the change in equity for the year ended on that date.

Basis for Opinion

We conducted our audit of the Ind AS financial statements in accordance with the Standards on Auditing specified under section 143(10) of the Act (SAs). Our responsibilities under those Standards are further described in the Auditor's Responsibility for the Audit of the Ind AS Financial Statements section of our report. We are independent of the Company in accordance with the Code of Ethics issued by the Institute of Chartered Accountants of India (ICAI) together with the ethical requirements that are relevant to our audit of the Ind AS financial statements under the provisions of the Act and the Rules made thereunder, and we have fulfilled our other ethical responsibilities in accordance with these requirements and the ICAI's Code of Ethics. We believe that the audit evidence obtained by us is sufficient and appropriate to provide a basis for our audit opinion on the Ind AS financial statements.

Emphasis of Matter

We draw attention to Note 36 of the Ind AS financial statements which describes that the Company has incurred net loss of Rs. (418.97) Lakhs for the year ended 31 March 2020, Net worth of the Company is Negative Rs. (225.15) Lakhs and current liabilities exceeded current assets by Rs. 5,773.18 Lakhs as at 31 March 2020. However, the financial statements for the year ended 31 March 2020 have been prepared on a going concern basis for the reasons stated in the said Note.

Our opinion is not modified in respect of the above matter.

u

Information Other than the Ind AS Financial Statements and Auditor's Report Thereon

The Company's Board of Directors is responsible for the other information. The other information comprises the information included in the Board of Director's report, but does not include the Ind AS financial statements and our auditor's report thereon.

Our opinion on the Ind AS financial statements does not cover the other information and we do not express any form of assurance conclusion thereon.

In connection with our audit of the Ind AS financial statements, our responsibility is to read the other information and, in doing so, consider whether the other information is materially inconsistent with the Ind AS financial statements or our knowledge obtained during the course of our audit or otherwise appears to be materially misstated.

If, based on the work we have performed, we conclude that there is a material misstatement of this other information, we are required to report that fact. We have nothing to report in this regard.

Management's Responsibility for the Ind AS Financial Statements


The Company's Board of Directors is responsible for the matters stated in section 134(5) of the Act with respect to the preparation of these Ind AS financial statements that give a true and fair view of the financial position, financial performance including other comprehensive income, cash flows and changes in equity of the Company in accordance with the Ind AS and other accounting principles generally accepted in India. This responsibility also includes maintenance of adequate accounting records in accordance with the provisions of the Act for safeguarding the assets of the Company and for preventing and detecting frauds and other irregularities; selection and application of appropriate accounting policies; making judgments and estimates that are reasonable and prudent; and design, implementation and maintenance of adequate internal financial controls, that were operating effectively for ensuring the accuracy and completeness of the accounting records, relevant to the preparation and presentation of the Ind AS financial statement that give a true and fair view and are free from material misstatement, whether due to fraud or error.

In preparing the Ind AS financial statements, management is responsible for assessing the Company's ability to continue as a going concern, disclosing, as applicable, matters related to going concern and using the going concern basis of accounting unless management either intends to liquidate the Company or to cease operations, or has no realistic alternative but to do so.

Those Board of Directors are also responsible for overseeing the Company's financial reporting process.

Auditor's Responsibility for the Audit of the Ind AS Financial Statements

Our objectives are to obtain reasonable assurance about whether the Ind AS financial statements as a whole are free from material misstatement, whether due to fraud or error, and to issue an auditor's report that includes our opinion. Reasonable assurance is a high level of assurance, but is not a guarantee that an audit conducted in accordance with SAs will always detect a material misstatement when it exists.



Misstatements can arise from fraud or error and are considered material if, individually or in the aggregate, they could reasonably be expected to influence the economic decisions of users taken on the basis of these Ind AS financial statements.

As part of an audit in accordance with SAs, we exercise professional judgment and maintain professional scepticism throughout the audit. We also:

- Identify and assess the risks of material misstatement of the Ind AS financial statements, whether due to fraud or error, design and perform audit procedures responsive to those risks, and obtain audit evidence that is sufficient and appropriate to provide a basis for our opinion. The risk of not detecting a material misstatement resulting from fraud is higher than for one resulting from error, as fraud may involve collusion, forgery, intentional omissions, misrepresentations, or the override of internal control.
- Obtain an understanding of internal financial control relevant to the audit in order to design audit procedures that are appropriate in the circumstances. Under section 143(3)(i) of the Act, we are also responsible for expressing our opinion on whether the Company has adequate internal financial controls system in place and the operating effectiveness of such controls.
- Evaluate the appropriateness of accounting policies used and the reasonableness of accounting estimates and related disclosures made by the management.
- Conclude on the appropriateness of management's use of the going concern basis of accounting and, based on the audit evidence obtained, whether a material uncertainty exists related to events or conditions that may cast significant doubt on the Company's ability to continue as a going concern. If we conclude that a material uncertainty exists, we are required to draw attention in our auditor's report to the related disclosures in the Ind AS financial statements or, if such disclosures are inadequate, to modify our opinion. Our conclusions are based on the audit evidence obtained up to the date of our auditor's report. However, future events or conditions may cause the Company to cease to continue as a going concern.
- Evaluate the overall presentation, structure and content of the Ind AS financial statements, including the disclosures, and whether the Ind AS financial statements represent the underlying transactions and events in a manner that achieves fair presentation.

Materiality is the magnitude of misstatements in the Ind AS financial statements that, individually or in aggregate, makes it probable that the economic decisions of a reasonably knowledgeable user of the Ind AS financial statements may be influenced. We consider quantitative materiality and qualitative factors in (i) planning the scope of our audit work and in evaluating the results of our work; and (ii) to evaluate the effect of any identified misstatements in the Ind AS financial statements.

We communicate with those charged with governance regarding, among other matters, the planned scope and timing of the audit and significant audit findings, including any significant deficiencies in internal control that we identify during our audit.

We also provide those charged with governance with a statement that we have complied with relevant ethical requirements regarding independence, and to communicate with them all relationships and other matters that may reasonably be thought to bear on our independence, and where applicable, related safeguards.

Other Matter

Due to the COVID-19 related lock down, management carried out the physical verification of inventory, subsequent to the year end. Consequently, we have performed alternate procedures to audit the existence of Inventories as per the guidance provided in SA 501 "Audit Evidence – Specific Considerations for Selected Items" and as per specific guidance i.e. Physical Inventory Verification, Key Audit Considerations amid COVID-19 issued by The Institute of Chartered Accountants of India and have obtained sufficient appropriate audit evidence.

Our report on the Statement is not modified in respect of the above matter.

Report on Other Legal and Regulatory Requirements

1. As required by Section 143(3) of the Act, based on our audit we report, to the extent applicable that:

- a) We have sought and obtained all the information and explanations which to the best of our knowledge and belief were necessary for the purposes of our audit.
- b) In our opinion, proper books of account as required by law have been kept by the Company so far as it appears from our examination of those books.
- c) The Balance Sheet, the Statement of Profit and Loss including Other Comprehensive Income , the Cash Flow Statement and Statement of Changes in Equity dealt with by this Report are in agreement with the books of account.
- d) In our opinion, the aforesaid Ind AS financial statements comply with the Indian Accounting Standards specified under Section 133 of the Act.
- e) On the basis of the written representations received from the directors as on 31 March 2020 taken on record by the Board of Directors, none of the directors is disqualified as on 31 March 2020 from being appointed as a director in terms of Section 164(2) of the Act.
- f) With respect to the adequacy of the internal financial controls over financial reporting of the Company and the operating effectiveness of such controls, refer to our separate Report in "Annexure A". Our report expresses an unmodified opinion on the adequacy and operating effectiveness of the Company's internal financial controls over financial reporting.
- g) With respect to the other matters to be included in the Auditor's Report in accordance with the requirements of section 197(16) of the Act, as amended,

In our opinion and to the best of our information and according to the explanations given to us, the remuneration paid by the Company to its directors during the year is in accordance with the provisions of section 197 of the Act.

JK

- h) With respect to the other matters to be included in the Auditor's Report in accordance with Rule 11 of the Companies (Audit and Auditors) Rules, 2014, as amended in our opinion and to the best of our information and according to the explanations given to us:
- i. The Company has disclosed the impact of pending litigations on its financial position in its Ind AS financial statements.
 - ii. The Company did not have any long-term contracts including derivative contracts for which there were any material foreseeable losses.
 - iii. There were no amounts which were required to be transferred to the Investor Education and Protection Fund by the Company.
2. As required by the Companies (Auditor's Report) Order, 2016 ("the Order") issued by the Central Government in terms of Section 143(11) of the Act, we give in "Annexure B" a statement on the matters specified in paragraphs 3 and 4 of the Order.

For Deloitte Haskins & Sells LLP

Chartered Accountants

(Firm's Registration No.: 117366W/W-100018)



C Manish Muralidhar

(Partner)

(Membership No. 213649)

(UDIN: 20213649AAAADO9325)

Place: Hyderabad

Date: July 8, 2020

Ref.: MM/MS/2020/25

ANNEXURE "A" TO THE INDEPENDENT AUDITOR'S REPORT

(Referred to in paragraph 1(f) under 'Report on Other Legal and Regulatory Requirements' section of our report of even date)

Report on the Internal Financial Controls Over Financial Reporting under Clause (i) of Sub-section 3 of Section 143 of the Companies Act, 2013 ("the Act")

We have audited the internal financial controls over financial reporting of **AMEX ALLOYS PRIVATE LIMITED** ("the Company") as of 31 March 2020 in conjunction with our audit of the Ind AS financial statements of the Company for the year ended on that date.

Management's Responsibility for Internal Financial Controls

The Company's management is responsible for establishing and maintaining internal financial controls based on the internal control over financial reporting criteria established by the Company considering the essential components of internal control stated in the Guidance Note on Audit of Internal Financial Controls Over Financial Reporting ('the Guidance Note') issued by the Institute of Chartered Accountants of India ("ICAI"). These responsibilities include the design, implementation and maintenance of adequate internal financial controls that were operating effectively for ensuring the orderly and efficient conduct of its business, including adherence to company's policies, the safeguarding of its assets, the prevention and detection of frauds and errors, the accuracy and completeness of the accounting records, and the timely preparation of reliable financial information, as required under the Companies Act, 2013.

Auditor's Responsibility

Our responsibility is to express an opinion on the Company's internal financial controls over financial reporting based on our audit. We conducted our audit in accordance with the Guidance Note on Audit of Internal Financial Controls Over Financial Reporting (the "Guidance Note") issued by the Institute of Chartered Accountants of India and the Standards on Auditing prescribed under Section 143(10) of the Companies Act, 2013, to the extent applicable to an audit of internal financial controls. Those Standards and the Guidance Note require that we comply with ethical requirements and plan and perform the audit to obtain reasonable assurance about whether adequate internal financial controls over financial reporting was established and maintained and if such controls operated effectively in all material respects.

Our audit involves performing procedures to obtain audit evidence about the adequacy of the internal financial controls system over financial reporting and their operating effectiveness. Our audit of internal financial controls over financial reporting included obtaining an understanding of internal financial controls over financial reporting, assessing the risk that a material weakness exists, and testing and evaluating the design and operating effectiveness of internal control based on the assessed risk. The procedures selected depend on the auditor's judgement, including the assessment of the risks of material misstatement of the financial statements, whether due to fraud or error.

We believe that the audit evidence we have obtained is sufficient and appropriate to provide a basis for our audit opinion on the Company's internal financial controls system over financial reporting.

JS

Meaning of Internal Financial Controls Over Financial Reporting

A company's internal financial control over financial reporting is a process designed to provide reasonable assurance regarding the reliability of financial reporting and the preparation of financial statements for external purposes in accordance with generally accepted accounting principles. A company's internal financial control over financial reporting includes those policies and procedures that (1) pertain to the maintenance of records that, in reasonable detail, accurately and fairly reflect the transactions and dispositions of the assets of the company; (2) provide reasonable assurance that transactions are recorded as necessary to permit preparation of financial statements in accordance with generally accepted accounting principles, and that receipts and expenditures of the company are being made only in accordance with authorisations of management and directors of the company; and (3) provide reasonable assurance regarding prevention or timely detection of unauthorised acquisition, use, or disposition of the company's assets that could have a material effect on the financial statements.

Inherent Limitations of Internal Financial Controls Over Financial Reporting

Because of the inherent limitations of internal financial controls over financial reporting, including the possibility of collusion or improper management override of controls, material misstatements due to error or fraud may occur and not be detected. Also, projections of any evaluation of the internal financial controls over financial reporting to future periods are subject to the risk that the internal financial control over financial reporting may become inadequate because of changes in conditions, or that the degree of compliance with the policies or procedures may deteriorate.

Opinion

In our opinion, to the best of our information and according to the explanations given to us, the Company has, in all material respects, an adequate internal financial controls system over financial reporting and such internal financial controls over financial reporting were operating effectively as at 31 March 2020, based on the criteria for internal financial control over financial reporting established by the Company considering the essential components of internal control stated in the Guidance Note issued by ICAI.

For Deloitte Haskins & Sells LLP

Chartered Accountants

(Firm's Registration No.: 117366W/W-100018)

C Manish Muralidhar

(Partner)

(Membership No. 213649)

(UDIN: 20213649AAAADO9325)

Place: Hyderabad

Date: July 8, 2020

Ref.:MM/SM/2020/25

ANNEXURE "B" TO THE INDEPENDENT AUDITOR'S REPORT

(Referred to in paragraph 2 under 'Report on Other Legal and Regulatory Requirements' section of our report of even date)

(i) In respect of its Property, Plant and Equipment :-

- (a) The Company has maintained proper records showing full particulars including quantitative details and situation of Property, Plant and Equipment.
- (b) Some of the Property, Plant and Equipment were physically verified during the year by the Management in accordance with a programme of verification, which in our opinion, provides for physical verification of all the fixed assets at reasonable intervals. According to the information and explanation given to us, no material discrepancies were noticed on such verification.
- (c) According to the information and explanations given to us and the records examined by us and based on the examination of the registered sale deed provided to us, we report that, the title deeds, comprising all the immovable properties of land and buildings, are held in the name of the Company as at the balance sheet date.

(ii) As explained to us, the inventories were physically verified during the year by the Management at reasonable intervals and no material discrepancies were noticed on physical verification.

(iii) The Company has not granted any loans, secured or unsecured, to companies, firms, limited liability partnerships or other parties covered in the Register maintained under Section 189 of the Companies Act, 2013.

(iv) The Company has not granted any loans, made investments or provided guarantees or securities covered under section 185 and 186 of the Companies act 2013 and hence reporting under clause (iv) of the Order is not applicable.

(v) According to the information and explanations given to us, the company has not accepted deposits falling under the provisions of section 73 to 76 or any other relevant provisions of the Companies Act, 2013 and rules made thereunder and hence reporting under clause (v) of the Order is not applicable.

(vi) The maintenance of cost records has been specified by the Central Government under section 148(1) of the Companies Act, 2013. We have broadly reviewed the cost records maintained by the Company pursuant to the Companies (Cost Records and Audit) Rules, 2014, as amended prescribed by the Central Government under sub-section (1) of Section 148 of the Companies Act, 2013, and are of the opinion that, prima facie, the prescribed cost records have been made and maintained.

(vii) According to the information and explanations given to us, in respect of statutory dues:

- (a) The Company has generally been regular in depositing undisputed statutory dues, including Provident Fund, Employees' State Insurance, Income Tax, Custom Duty, Goods and Service Tax, Cess and other material statutory dues applicable to it with the appropriate authorities.

ck

**Deloitte
Haskins & Sells LLP**

- (b) There were no undisputed amounts payable in respect of Provident Fund, Employees' State Insurance, Income-tax, Customs Duty, Goods and Service Tax, cess and other material statutory dues in arrears as at 31 March 2020 for a period of more than six months from the date they became payable.
- (c) Details of dues of Sales tax which has not been deposited as on 31 March 2020 on account of disputes are given below: -

Name of the statute	Nature of dues	Amount (Rs.in lakhs)	Period to which amount relates	Forum where dispute pending
TNVAT Act 2006	Sales Tax	3.83	FY 2015-2016	Appellate Deputy Commissioner of Commercial Taxes, Coimbatore

- (viii) In our opinion, and according to the information and explanations given to us, the Company has not defaulted in the repayment of loans or borrowings to banks. The Company did not borrow from financial institutions or Government and the Company has not issued any debentures.
- (ix) The Company has not raised moneys by way of initial public offer or further public offer (including debt instruments) or term loans and hence reporting under clause (ix) of the Order is not applicable.
- (x) To the best of our knowledge, and according to the information and explanations given to us, no fraud by the Company and no fraud on the Company by its officers or employees has been noticed or reported during the year.
- (xi) The Company is a private company and hence the provisions of section 197 of the Companies Act, 2013 do not apply to the Company.
- (xii) The Company is not a Nidhi Company and hence reporting under clause (xii) of the Order is not applicable.
- (xiii) In our opinion and according to the information and explanations given to us the Company is in compliance with Section 177 and 188 of the Companies Act, 2013, where applicable, for all transactions with the related parties and the details of related party transactions have been disclosed in the financial statements etc. as required by the applicable accounting standards.
- (xiv) During the year the Company has not made any preferential allotment or private placement of shares or fully or partly convertible debentures and hence reporting under clause (xiv) of the Order is not applicable to the Company.
- (xv) In our opinion and according to the information and explanations given to us, during the year, the Company has not entered into any non-cash transactions with its directors or persons connected with them and hence provisions of section 192 of the Companies Act, 2013 are not applicable.

ca

**Deloitte
Haskins & Sells LLP**

(xvi) The Company is not required to be registered under section 45-IA of the Reserve Bank of India Act, 1934.

For Deloitte Haskins & Sells LLP

Chartered Accountants

(Firm's Registration No.: 117366W/W-100018)



C Manish Muralidhar

(Partner)

(Membership No. 213649)

(UDIN: 20213649AAAADO9325)

Place: Hyderabad

Date: July 8, 2020

Ref.:MM/SM/2020/25

AMEX ALLOYS PRIVATE LIMITED
Balance Sheet as at 31 March 2020
(All amounts are in INR Lakhs, as otherwise stated)

Particulars	Notes	As at 31 March 2020	As at 31 March 2019
(A) ASSETS			
Non-current assets			
(a) Property, Plant and Equipment	3	4,423.98	4,402.80
(b) Capital work-in-progress		285.47	39.94
(c) Right of Use Assets	3(a)	468.06	-
(d) Other Intangible assets	4	53.18	70.65
(e) Financial assets			
(i) Loans	5(a)	-	116.64
(ii) Other Financial assets	5(c)	485.82	298.50
(f) Income tax assets (Net)		22.38	21.49
(g) Other Non-current assets	6	115.63	188.45
Total Non-current assets		5,854.52	5,138.47
Current assets			
(a) Inventories	7	1,442.03	1,174.86
(b) Financial Assets			
(i) Loans	5(a)	8.32	2.18
(ii) Trade receivables	8	2,237.57	1,691.89
(iii) Cash and cash equivalents	9	214.14	169.53
(iv) Other bank balances	5(b)	897.52	856.24
(v) Other financial assets	5(c)	1.60	1.67
(c) Other Current assets	10	61.31	28.96
Total Current Assets		4,862.49	3,925.33
Total Assets		10,717.01	9,063.80
(B) EQUITY AND LIABILITIES			
Equity			
(a) Equity share capital	11	650.00	650.00
(b) Other Equity	12	(875.15)	(456.18)
Total Equity		(225.15)	193.82
Non-current liabilities			
(a) Financial Liabilities			
(i) Lease liability	3(a)	306.49	-
(b) Provisions	15	-	2.45
		306.49	2.45
Current Liabilities			
(a) Financial Liabilities			
(i) Borrowings	13(a)	6,890.98	6,755.48
(ii) Trade payables	16		
A) Total outstanding dues of micro enterprises and small enterprises		259.35	196.96
B) Total outstanding dues of creditors other than micro enterprises and small enterprises		2,937.32	1,679.63
(iii) Other financial liabilities	14	260.19	37.27
(iv) Lease liability	3(a)	149.35	-
(b) Other current liabilities	17	117.74	159.93
(c) Provisions	15	20.74	38.26
		10,635.67	8,867.53
Total Liabilities		10,942.16	8,869.98
Total Equity and Liabilities		10,717.01	9,063.80


See accompanying notes forming part of the Ind AS financial statements
In terms of our report attached

For Deloitte Haskins & Sells LLP
Chartered Accountants
(Firm's Registration No. 117366W/W-100018)



C Manish Muralidhar
Partner

Place : Hyderabad
Date : 08 July 2020


For and on behalf of the Board of Directors
AMEX ALLOYS PRIVATE LIMITED


R. Chellappan
Director
DIN : 00016958

Place: Coimbatore
Date : 08 July 2020


V.C. Raghunath
Director
DIN : 00703922

Place: Coimbatore
Date : 08 July 2020


R. Sathishkumar
Company Secretary

Place: Chennai
Date : 08 July 2020

AMEX ALLOYS PRIVATE LIMITED**Statement of Profit and Loss for the year ended 31 March 2020**

(All amounts are in INR Lakhs , as otherwise stated)

Particulars	Notes	For the year ended 31 March 2020	For the year ended 31 March 2019
Income			
Revenue from operations	18	9,010.99	9,251.10
Other income	19	93.46	110.23
Total income		9,104.45	9,361.33
Expenses			
Cost of raw materials and components consumed	20	4,412.05	5,085.35
Decrease/(increase) in inventories of work-in-progress, traded goods and finished goods	21	(196.34)	(56.93)
Employee benefits expense	22	1,088.56	1,164.97
Depreciation and amortisation expense	24	586.14	449.02
Other expenses	23	3,157.82	2,899.67
Finance costs	25	475.01	461.73
Total expenses		9,523.24	10,003.81
Loss before tax		(418.79)	(642.48)
Current tax		-	-
Deferred Tax (credit) / charge		-	-
Income tax expense		-	-
Net Loss for the year		(418.79)	(642.48)
Other comprehensive income (OCI)			
Re-measurement (losses) on defined benefit plans		(0.18)	(8.48)
Net other comprehensive (loss) not to be reclassified to profit or loss in subsequent periods		(0.18)	(8.48)
Other comprehensive (loss) for the year		(0.18)	(8.48)
Total comprehensive loss for the year, net of tax attributable to:		(418.97)	(650.96)
Earnings / (Loss) per share			
Loss per share (Face Value of Rs. 10/- each)			
1. Basic (in INR)	26	(6.44)	(9.88)
2. Diluted (in INR)	26	(6.44)	(9.88)

See accompanying notes forming part of the Ind AS financial statements

In terms of our report attached

For **Deloitte Haskins & Sells LLP**

Chartered Accountants

(Firm's Registration No. 117366W/W-100018)


C Manish Muralidhar

Partner

Place : Hyderabad
Date : 08 July 2020For and on behalf of the Board of Directors
AMEX ALLOYS PRIVATE LIMITED


R. Sathishkumar

Director

DIN : 00016958

Place: Coimbatore

Date : 08 July 2020


R. Sathishkumar

Company Secretary

Place: Chennai
Date : 08 July 2020

V.C. Raghunath

Director

DIN : 00703922

Place: Coimbatore

Date : 08 July 2020

AMEX ALLOYS PRIVATE LIMITED
Cash flow statement for the year ended 31 March 2020

(All amounts are in INR Lakhs, as otherwise stated)

Particulars	For the year ended 31 March 2020	For the year ended 31 March 2019
A. Cash flow from operating activities:		
Loss after taxation	(418.97)	(642.48)
Adjustments to reconcile profit after tax to net cash flows:		
Depreciation/amortisation	586.14	449.02
Provision written back	(5.94)	(26.63)
Provision for bad and doubtful debts	124.25	19.34
Other Non Operating Income	(0.99)	(0.32)
Profit on sale of Property, Plant and Equipment	(9.24)	(4.11)
Interest expense	447.47	432.80
Interest income	(77.23)	(79.15)
Unrealised foreign exchange loss, net	59.90	02.00
Operating profit before working capital/other changes	705.30	221.26
Movement in working capital/other :		
(Increase) / Decrease in trade receivables	(730.82)	476.25
(Increase)/ Decrease in current and non-current assets	(261.78)	430.41
(Increase)/ Decrease in inventories	(267.17)	20.19
Increase in trade payables, other current and long term liabilities	1,269.90	85.06
(Decrease) / Increase in provisions	(14.21)	40.06
Cash flow generated from operations	701.31	1,283.22
Taxes paid, net	0.89	(6.87)
Net cash flow generated from operating activities (A)	702.20	1,276.35
B. Cash flow from investing activities:		
Capital expenditure	(432.54)	(235.85)
Interest received	77.23	79.15
Proceeds from sale of Property, Plant and Equipment	10.19	5.54
Net cash flow used in investing activities (B)	(345.12)	(151.10)
C. Cash flow from financing activities:		
Proceeds from / (repayment) of short-term borrowings (net)	135.50	(391.83)
Payment of lease liabilities	(56.60)	-
Repayment of long-term borrowings	28.91	(1.92)
Interest paid	(420.27)	(432.88)
Net cash flow used in financing activities (C)	(312.47)	(1,026.65)
Net increase in cash and cash equivalents (A + B + C)	44.61	98.54
Cash and cash equivalents at the beginning of the year	169.53	70.99
Closing cash and cash equivalents	214.14	169.53

AMEX ALLOYS PRIVATE LIMITED**Cash flow statement for the year ended 31 March 2020**

(All amounts are in INR Lakhs, as otherwise stated)

Particulars	For the year ended 31 March 2020	For the year ended 31 March 2019
Cash and Cash equivalents (Refer Note 9)	214.14	189.53

See accompanying notes forming part of the Ind AS financial statements

In terms of our report attached

For **Deloitte Haskins & Sells LLP**
Chartered Accountants
(Firm's Registration No. 117366W/W-100018)



C. Manish Muralidhar
Partner

Place : Hyderabad
Date : 08 July 2020

For and on behalf of the Board of Directors
AMEX ALLOYS PRIVATE LIMITED




R. Chellappan

Director

DIN : 00016958

Place: Coimbatore

Date : 08 July 2020



R. Sathishkumar
Company Secretary

Place: Chennai
Date : 08 July 2020



V.C. Raghunath

Director

DIN : 00703922

Place: Coimbatore

Date : 08 July 2020

AMEX ALLOYS PRIVATE LIMITED
Statement of Changes in Equity for the year ended 31st March 2020
 (All amounts are in INR Lakhs, as otherwise stated)

a. Equity Share Capital

As at 1 April 2018	Changes in Equity Share Capital during the year (Refer Note 11)	Balance as at 31 March 2019	Changes in Equity Share Capital during the year (Refer Note 11)	Balance as at 31 March 2020
650.00	-	650.00	-	650.00
b. Other Equity				
Particulars	Capital Subsidy	Capital Redemption Reserve	Retained Earnings	Total Other Equity
Balance as at 1 April 2018	15.00	250.00	(70.22)	194.78
Loss for the period	-	-	(642.48)	(642.48)
Other comprehensive (loss)	-	-	(8.48)	(8.48)
Total comprehensive (loss)	-	-	(650.96)	(650.96)
Balance at 31 March 2019	15.00	250.00	(721.18)	(456.18)
Loss for the period	-	-	(418.79)	(418.79)
Other comprehensive (loss)	-	-	(0.18)	(0.18)
Total comprehensive loss	-	-	(418.97)	(418.97)
Balance at 31 March 2020	15.00	250.00	(1,140.15)	(875.15)

See accompanying notes forming part of the 1st AS financial statements
 In terms of our report attached

For Deloitte Haskins & Sells LLP
 Chartered Accountants
 (Firm's Registration No. 117356W/W-100018)

Manish Muraiddhar

C Manish Muraiddhar
 Partner

Place : Hyderabad
 Date : 08 July 2020

For and on behalf of the Board of Directors
AMEX ALLOYS PRIVATE LIMITED

V.C. Raghurath
 V.C. Raghurath
 Director
 DIN : 00713922

Place: Coimbatore
 Date : 08 July 2020

R. Satishkumar
 R. Satishkumar
 Company Secretary

Place: Chennai
 Date : 08 July 2020

AMEX ALLOYS PRIVATE LIMITED**Notes to the financial statements for the year ended 31 March 2020**

(All amounts are in INR Lakhs, as otherwise stated)

1 Corporate information

Amex Alloys Private Limited ('AAPL or the Company') was incorporated in India as a Private Limited Company under the Companies Act, 1956 on December 26, 2003. The Company is a subsidiary of Sweenect Energy System Limited, ('SESL'). The Company is primarily engaged in manufacturing and trading of sale of machine Iron, Steel, Investment castings and patterns from its manufacturing Unit located at Coimbatore, Tamil Nadu.

2 Significant accounting policies:**2.1 Basis of preparation:**

These financial statements have been prepared in accordance with Indian Accounting Standards (Ind AS) as per the Companies (Indian Accounting Standards) Rules, 2015 notified under Section 133 of Companies Act, 2013, (the 'Act') and other relevant provisions of the Act.

The financial statements have been prepared on a historical cost basis.

The financial statements are presented in INR and all values are rounded to the nearest lacs (INR 00,000), except when otherwise indicated.

2.2 Summary of significant accounting policies:**a Current versus non-current classification**

The Company presents assets and liabilities in the Balance Sheet based on current/ non-current classification.

An asset is treated as current when it is:

- Expected to be realized or intended to sold or consumed in the normal operating cycle
- Held primarily for the purpose of trading
- Expected to be realized within twelve months after the reporting period, or
- Cash or cash equivalent unless restricted from being exchanged or used to settle a liability for at least twelve months after the reporting period.

All other assets are classified as non-current.

A liability is current when:

- It is expected to be settled in normal operating cycle
- It is held primarily for the purpose of trading
- It is due to be settled within twelve months after the reporting period, or
- There is no unconditional right to defer the settlement of the liability for at least twelve months after the reporting period.

The Company classifies all other liabilities as non-current.

Deferred tax assets and liabilities are classified as non-current assets and liabilities.

The operating cycle is the time between the acquisition of assets for processing and their realization in cash and cash equivalents. The Company has identified twelve months as its operating cycle.

b. Use of Estimates

The preparation of financial statements in conformity with Ind AS requires the management to make judgments, estimates and assumptions that affect the reported amounts of revenues, expenses, assets and liabilities and the disclosure of contingent liabilities. Estimates include provision for employee benefits, provision for doubtful trade receivables/advances/contingencies, allowance for slow/non-moving inventories, and useful life of Fixed Assets, provision for taxation, etc., during and at the end of the reporting period. Although these estimates are based on the management's best knowledge of current events and actions, uncertainty about these assumptions and estimates could result in the outcomes requiring a material adjustment to the carrying amounts of assets or liabilities in future periods.

c Revenue recognition

Revenue is recognised to the extent that it is probable that the economic benefits will flow to the Company and the revenue can be reliably measured, regardless of when the payment is being made. Revenue is measured at the fair value of the consideration received or receivable, taking into account contractually defined terms of payment and excluding taxes and duties collected on behalf of the government. The Company has concluded that it is the principal in all of its revenue arrangements since it is the primary obligor in all the revenue arrangements as it has pricing latitude and is also exposed to inventory and credit risks.

The following specific recognition criteria must also be met before revenue is recognised:

Sale of goods:

Revenue from sale of goods are recognised when significant risks and rewards of ownership are passed to the buyer, which generally coincides with dispatch of goods.

Goods & Services Tax is not received by the Company on its own account. Rather, it is tax collected on value added to the commodity by the seller on behalf of the government. Accordingly, it is excluded from revenue.

Income from Sale of Renewable Energy Certificates:

The revenue from sale of Renewable Energy Certificates (REC) is recognised on delivery thereof or sale of right therein, as the case may be, in accordance with the terms of contract with the respective buyer.

Interest income:

Revenue is recognised on a time proportion basis taking into account the amount outstanding and the rate applicable. Interest income is included under the head "Finance income" in the statement of profit and loss. For all debt instruments measured either at amortised cost or at fair value through other comprehensive income, interest income is recorded using the effective interest rate (EIR). EIR is the rate that exactly discounts the estimated future cash payments or receipts over the expected life of the financial instrument or a shorter period, where appropriate, to the gross carrying amount of the financial asset or to the amortised cost of a financial liability.

When calculating the effective interest rate, the Company estimates the expected cash flows by considering all the contractual terms of the financial instrument (for example, prepayment, extension, call and similar options) but does not consider the expected credit losses. Interest income is included in finance income in the statement of profit and loss.

AMEX ALLOYS PRIVATE LIMITED**Notes to the financial statements for the year ended 31 March 2020**

(All amounts are in INR Lakhs, as otherwise stated)

d Inventories

Inventories are valued as follows:

Raw materials and components are valued at lower of cost and net realisable value. However, materials and other items held for use in the production of inventories are not written down below cost if the finished products in which they will be incorporated are expected to be sold at or above cost. Cost is determined on a first in first out basis.

Work-in-progress and finished goods are valued at lower of cost and net realisable value. Cost includes direct materials (including all taxes and duties net of GST credits wherever applicable), labour and a proportion of manufacturing overheads based on normal operating capacity.

Net realisable value is the estimated selling price in the ordinary course of business, less estimated costs of completion and to make the sale.

e Taxes**Current income tax**

Income tax expense comprises current and deferred taxes. Income tax expense is recognised in the Statement of Profit and Loss except to the extent it relates to items recognised directly in equity, in which case it is recognised in equity.

Current Tax is the amount of tax payable on the taxable income for the year and is determined in accordance with the provisions of the Income Tax Act, 1961. The tax rates and tax laws used to compute the amount are those that are enacted or substantively enacted, at the reporting date.

Current income tax relating to items recognised outside profit or loss is recognised outside profit or loss (either in other comprehensive income or in equity). Current tax items are recognised in correlation to the underlying transaction either in OCI or directly in equity.

Minimum Alternate Tax (MAT) paid in accordance with the tax laws, which gives future economic benefits in the form of adjustment to future tax liability, is considered as an asset if there is convincing evidence that the Company will pay normal income tax. Accordingly, MAT is recognised as an asset in the Balance Sheet when it is probable that future economic benefit associated with it will flow to the Company. The carrying amount of MAT is reviewed at each reporting date and the asset is written down to the extent the Company does not have convincing evidence that it will pay normal income tax during the specified period.

Deferred tax is provided using the liability method on temporary differences between the tax bases of assets and liabilities and their carrying amounts for financial reporting purposes at the reporting date.

Deferred tax assets are recognised for all deductible temporary differences, the carry forward of unused tax credits and any unused tax losses. Deferred tax assets are recognised to the extent that it is probable that taxable profit will be available against which the deductible temporary differences, and the carry forward of unused tax credits and unused tax losses can be utilised. The carrying amount of deferred tax assets is reviewed at each reporting date and written off to the extent that it is no longer probable that sufficient taxable profit will be available to allow all or part of the deferred tax asset to be utilised. Unrecognised deferred tax assets are re-assessed at each reporting date and are recognised to the extent that it has become probable that future taxable profits will allow the deferred tax asset to be recovered.

Deferred tax assets and liabilities are measured at the tax rates that are expected to apply in the year when the asset is realised or the liability is settled, based on tax rates (and tax laws) that have been enacted or substantively enacted at the reporting date.

Deferred tax relating to items recognised outside the Statement of profit and loss is recognised outside Statement of profit and loss (either in other comprehensive income or in equity). Deferred tax items are recognised in correlation to the underlying transaction either in OCI or directly in equity.

Deferred tax assets and deferred tax liabilities are offset if a legally enforceable right exists to set off current tax assets against current tax liabilities and the deferred taxes relate to the same taxable entity and the same taxation authority.

f Employee Benefits**Defined Contribution Plan****Provident Fund**

Retirement benefit in the form of provident fund is a defined contribution scheme. The company has no obligation, other than the contribution payable to the provident fund. The company recognises contribution payable to the provident fund scheme as an expenditure, when an employee renders the related service.

If the contribution payable to the scheme for service received before the balance sheet date exceeds the contribution already paid, the deficit payable to the scheme is recognised as a liability after deducting the contribution already paid. If the contribution already paid exceeds the contribution due for services received before the balance sheet date, then excess is recognised as an asset to the extent of the pre-payment.

Defined Benefit Plan**Gratuity**

The Company makes annual contribution to a Gratuity Fund administered by trustees and managed by LIC. The Company accounts its liability for future gratuity benefits based on actuarial valuation, as at the Balance Sheet date, determined every year using the Projected Unit Credit method. Actuarial gains/losses are immediately recognised in retained earnings through Other Comprehensive Income in the period in which they occur. Re-measurements are not re-classified to profit or loss in subsequent periods. The defined benefit obligation recognised in the balance sheet represents the present value of the Defined Benefit Obligation less the Fair Value of Plan Assets out of which the obligations are expected to be settled.

Short Term Employee Benefits

Short term employee benefits includes short term compensated absences which is recognised based on the eligible leave at credit on the Balance Sheet date, and the estimated cost is based on the terms of the employment contract.

AMEX ALLOYS PRIVATE LIMITED**Notes to the financial statements for the year ended 31 March 2020**

(All amounts are in INR Lakhs, as otherwise stated)

g Foreign Currency Transactions and Translations:

The Company's financial statements are presented in INR, which is also the Company's functional currency.

Initial recognition

Transactions in foreign currencies entered into by the Company are accounted at the exchange rates prevailing on the date of the transaction or at the average rates that closely approximate the rate at the date of the transaction.

Conversion

Foreign currency monetary items are retranslated using the exchange rate prevailing at the reporting date. Non-monetary items, which are measured in terms of historical cost denominated in a foreign currency, are reported using the exchange rate at the date of the transaction.

Treatment of Exchange Differences

Exchange differences arising on the settlement of monetary items or on reporting Company's monetary items at rates different from those at which they were initially recorded during the year, or reported in previous financial statements, are recognised as income or as expenses in the year in which they arise.

h Earnings Per Share

Basic earnings per share are calculated by dividing the net profit for the year attributable to equity shareholders by the weighted average number of equity shares outstanding during the year. The weighted average number of equity shares outstanding during the period is adjusted for events of bonus issue.

For the purpose of calculating diluted earnings per share, the net profit or loss for the year attributable to equity shareholders and the weighted average number of shares outstanding during the year are adjusted for the effects of all dilutive potential equity shares, if any.

i Property, Plant and Equipment and intangible fixed assets

The Company has elected to adopt the carrying value of Property, Plant and Equipment and intangible fixed assets under the Indian GAAP as on 31 March 2015, as the deemed cost for the purpose of transition to Ind AS.

Tangible and intangible fixed assets are stated at original cost net of tax/duty credit availed, less accumulated depreciation/amortisation and impairment losses, if any. The cost comprises the purchase price and any attributable cost of bringing the asset to its working condition for its intended use. Any trade discounts and rebates are deducted in arriving at the purchase price.

Intangible assets acquired separately are measured on initial recognition at cost. Following initial recognition, intangible assets are carried at cost less accumulated amortisation and accumulated impairment losses, if any.

Subsequent expenditure related to an item of fixed asset is added to its book value only if it increases the future benefits from the existing asset beyond its previously assessed standard of performance. All other expenses on existing fixed assets, including day-to-day repair and maintenance expenditure and cost of replacing parts, are charged to the statement of profit and loss for the year during which such expenses are incurred.

Gains and losses arising from derecognition of tangible assets and intangible assets are measured as the difference between the net disposal proceeds and the carrying amount of the asset and are recognised in the statement of the profit and loss when the asset is derecognised.

The Company identifies and determines cost of each component/part of the asset separately, if the component/part has a cost which is significant to the total cost of the asset and has useful life that is materially different from that of the remaining asset.

Capital Work-in-Progress: Projects under which assets are not ready for their intended use and other capital work-in-progress are carried at cost, comprising direct cost and attributable interest. Once it has become available for use, their cost is re-classified to appropriate caption and subjected to depreciation.

j Depreciation and amortisation:

Depreciation is provided using the straight line method as per the useful lives of the assets estimated by the management as follows:

Building	30 years
Plant and machinery (other than Windmills & Solar Plant)	15 years
Solar Plant	25 years
Office equipment	5 years
Electrical equipment	10 years
Computers	3 years
Furniture and fittings	10 years
Vehicles (Motor cars/Motor Vehicles)	8 years/10 years

AMEX ALLOYS PRIVATE LIMITED**Notes to the financial statements for the year ended 31 March 2020**

(All amounts are in INR Lakhs, as otherwise stated)

k Useful lives/depreciation rates

Considering the applicability of Schedule II, the management has estimated the useful lives and residual values of all its fixed assets. The management believes that the depreciation rates currently used fairly reflect its estimate of the useful life and residual values of fixed assets, though these rates in certain cases are different from the lives prescribed under schedule II.

The management has estimated, supported by independent assessment by professionals, the useful lives of the following classes of assets.

The useful lives of certain Solar Plant and Machinery is 25 years, respectively. These lives are higher than those indicated in schedule II.

Leasehold improvements are amortised using the straight-line method over their estimated useful lives (5 years) or the remainder of primary lease period, whichever is lower.

Intangible assets are amortised using the straight-line method over a period of five years.

l Impairment of tangible and intangible fixed assets

The carrying amounts of assets are reviewed at each Balance Sheet date if there is any indication of impairment based on internal / external factors. An impairment loss is recognised wherever the carrying amount of an asset exceeds its recoverable amount. The recoverable amount is the greater of the assets net selling price and value in use. In assessing value in use, the estimated future cash flows are discounted to their present value using a pre-tax discount rate that reflects current market assessments of the time value of money and risks specific to the asset. After impairment, depreciation is provided on the revised carrying amount of the assets over its remaining useful life.

m Borrowing costs

Borrowing costs directly attributable to the acquisition, construction or production of an asset that necessarily takes a substantial period of time to get ready for its intended use or sale are capitalized as part of the cost of the asset. All other borrowing costs are expensed in the period in which they occur. Borrowing costs consist of interest and other costs that an entity incurs in connection with the borrowing of funds.

n Leases

The Company has adopted Ind AS 116 – Leases for the contracts entered into during the current year. The Company assesses whether a contract contains a lease, at inception of a contract. A contract is, or contains, a lease if the contract conveys the right to control the use of an identified asset for a period of time in exchange for consideration. To assess whether a contract conveys the right to control the use of an identified asset, the Company assesses whether: (i) the contract involves the use of an identified asset (ii) the Company has substantially all of the economic benefits from use of the asset through the period of the lease and (iii) the Company has the right to direct the use of the asset.

At the date of commencement of the lease, the Company recognizes a right-of-use asset ("ROU") and a corresponding lease liability for all lease arrangements in which it is a lessee, except for leases with a term of twelve months or less (short-term leases) and low value leases. For these short-term and low value leases, the Company recognizes the lease payments as an operating expense on a straight-line basis over the term of the lease.

Certain lease arrangements include the options to extend or terminate the lease before the end of the lease term. ROU assets and lease liabilities includes these options when it is reasonably certain that they will be exercised. The right-of-use assets are initially recognised at cost, which comprises the initial amount of the lease liability adjusted for any lease payments made at or prior to the commencement date of the lease plus any initial direct costs less any lease incentives. They are subsequently measured at cost less accumulated depreciation and impairment losses.

Right-of-use assets are depreciated from the commencement date on a straight-line basis over the shorter of the lease term and useful life of the underlying asset. Right of use assets are evaluated for recoverability whenever events or changes in circumstances indicate that their carrying amounts may not be recoverable. For the purpose of impairment testing, the recoverable amount (i.e. the higher of the fair value less cost to sell and the value-in-use) is determined on an individual asset basis unless the asset does not generate cash flows that are largely independent of those from other assets. In such cases, the recoverable amount is determined for the Cash Generating Unit (CGU) to which the asset belongs.

The lease liability is initially measured at amortized cost at the present value of the future lease payments. The lease payments are discounted using the interest rate implicit in the lease or, if not readily determinable, using the incremental borrowing rates in the country of domicile of these leases. Lease liabilities are re-measured with a corresponding adjustment to the related right of use asset if the Company changes its assessment if whether it will exercise an extension or a termination option.

AMEX ALLOYS PRIVATE LIMITED**Notes to the financial statements for the year ended 31 March 2020**

(All amounts are in INR Lakhs, as otherwise stated)

o Provisions and Contingencies

A provision is recognised when an enterprise has a present obligation as a result of past event; it is probable that an outflow of resources will be required to settle the obligation, in respect of which a reliable estimate can be made. Provisions are not discounted to its present value and are determined based on best estimate required to settle the obligation at the balance sheet date. These are reviewed at each balance sheet date and adjusted to reflect the current best estimates

If the effect of the time value of money is material, provisions are discounted using a current pre-tax rate that reflects, when appropriate, the risks specific to the liability. When discounting is used, the increase in the provision due to the passage of time is recognised as a finance cost.

A contingent liability is a possible obligation that arises from past events whose existence will be confirmed by the occurrence or non-occurrence of one or more uncertain future events beyond the control of the Company or a present obligation that is not recognised because it is not probable that an outflow of resources will be required to settle the obligation. A contingent liability also arises in extremely rare cases where there is a liability that cannot be recognised because it cannot be measured reliably. The Company does not recognize a contingent liability but discloses its existence in the financial statements.

p Financial instruments:**i) Financial Assets:****Initial recognition and measurement**

All financial assets are recognised initially at fair value plus, in the case of financial assets not recorded at fair value through profit or loss, transaction costs that are attributable to the acquisition of the financial asset.

Financial assets are classified, at initial recognition, as financial assets measured at fair value or as financial assets measured at amortised cost.

Subsequent measurement

For purposes of subsequent measurement financial assets are classified in two broad categories:

- Financial assets at fair value
- Financial assets at amortised cost

Where assets are measured at fair value, gains and losses are either recognised entirely in the statement of profit and loss (i.e. fair value through profit or loss), or recognised in other comprehensive income (i.e. fair value through other comprehensive income).

A financial asset that meets the following two conditions is measured at amortised cost (net of any write down for impairment) unless the asset is designated at fair value through profit or loss under the fair value option.

• **Business model test:** The objective of the Company's business model is to hold the financial asset to collect the contractual cash flows (rather than to sell the instrument prior to its contractual maturity to realise its fair value changes).

• **Cash flow characteristics test:** The contractual terms of the financial asset give rise on specified dates to cash flows that are solely payments of principal and interest on the principal amount outstanding.

A financial asset that meets the following two conditions is measured at fair value through other comprehensive income unless the asset is designated at fair value through profit or loss under the fair value option.

• **Business model test:** The financial asset is held within a business model whose objective is achieved by both collecting contractual cash flows and selling financial assets.

• **Cash flow characteristics test:** The contractual terms of the financial asset give rise on specified dates to cash flows that are solely payments of principal and interest on the principal amount outstanding.

Even if an instrument meets the two requirements to be measured at amortised cost or fair value through other comprehensive income, a financial asset is measured at fair value through profit or loss if doing so eliminates or significantly reduces a measurement or recognition inconsistency (sometimes referred to as an 'accounting mismatch') that would otherwise arise from measuring assets or liabilities or recognising the gains and losses on them on different bases. All other financial asset is measured at fair value through profit or loss.

Derecognition

A financial asset (or, where applicable, a part of a financial asset or part of a group of similar financial assets) is primarily derecognised (i.e. removed from the Company's statement of financial position) when:

- The rights to receive cash flows from the asset have expired, or
- The Company has transferred its rights to receive cash flows from the asset or has assumed an obligation to pay the received cash flows in full without material delay to a third party under a 'pass-through' arrangement and either;

(a) the Company has transferred substantially all the risks and rewards of the asset, or

(b) the Company has neither transferred nor retained substantially all the risks and rewards of the asset, but has transferred control of the asset.

When the Company has transferred its rights to receive cash flows from an asset or has entered into a pass-through arrangement, it evaluates if and to what extent it has retained the risks and rewards of ownership. When it has neither transferred nor retained substantially all of the risks and rewards of the asset, nor transferred control of the asset, the Company continues to recognise the transferred asset to the extent of the Company's continuing involvement. In that case, the Company also recognises an associated liability. The transferred asset and the associated liability are measured on a basis that reflects the rights and obligations that the Company has retained.

Continuing involvement that takes the form of a guarantee over the transferred asset is measured at the lower of the original carrying amount of the asset and the maximum amount of consideration that the Company could be required to repay.

Impairment of financial assets

The Company assesses impairment based on expected credit losses (ECL) model to the following:

- Financial assets measured at amortised cost;
- Financial assets measured at fair value through other comprehensive income (FVTOCI);

Expected credit losses are measured through a loss allowance at an amount equal to:

- the 12-months expected credit losses (expected credit losses that result from those default events on the financial instrument that are possible within 12 months after the reporting date); or
- full lifetime expected credit losses (expected credit losses that result from all possible default events over the life of the financial instrument).

The Company follows 'simplified approach' for recognition of impairment loss allowance on:

- Trade receivables or contract revenue receivables; and
- All lease receivables

.

AMEX ALLOYS PRIVATE LIMITED**Notes to the financial statements for the year ended 31 March 2020**

(All amounts are in INR Lakhs, as otherwise stated)

Under the simplified approach, the Company does not track changes in credit risk. Rather, it recognises impairment loss allowance based on lifetime ECLs at each reporting date, right from its initial recognition

The Company uses a provision matrix to determine impairment loss allowance on the portfolio of trade receivables. The provision matrix is based on its historically observed default rates over the expected life of the trade receivable and is adjusted for forward looking estimates. At every reporting date, the historical observed default rates are updated and changes in the forward-looking estimates are analysed.

For recognition of impairment loss on other financial assets and risk exposure, the Company determines that whether there has been a significant increase in the credit risk since initial recognition. If credit risk has not increased significantly, 12-months ECL is used to provide for impairment loss. However, if credit risk has increased significantly, lifetime ECL is used. If, in a subsequent period, credit quality of the instrument improves such that there is no longer a significant increase in credit risk since initial recognition, then the Company reverts to recognising impairment loss allowance based on 12-months ECL.

For assessing increase in credit risk and impairment loss, the Company combines financial instruments on the basis of shared credit risk characteristics with the objective of facilitating an analysis that is designed to enable significant increases in credit risk to be identified on a timely basis.

(ii) Financial liabilities:**Initial recognition and measurement**

All financial liabilities are recognised initially at fair value and, in the case of loans and borrowings and payables, net of directly attributable transaction costs.

The Company's financial liabilities include trade and other payables, loans and borrowings including bank overdrafts.

Subsequent measurement

The measurement of financial liabilities depends on their classification, as described below:

Financial liabilities at fair value through profit or loss

Financial liabilities at fair value through profit or loss include financial liabilities held for trading and financial liabilities designated upon initial recognition as at fair value through profit or loss.

Loans and borrowings

After initial recognition, interest-bearing loans and borrowings are subsequently measured at amortised cost using the EIR method.

Gains and losses are recognised in profit or loss when the liabilities are derecognised as well as through the EIR amortisation process.

Amortised cost is calculated by taking into account any discount or premium on acquisition and fees or costs that are an integral part of the EIR. The EIR amortisation is included as finance costs in the statement of profit and loss.

Derecognition

A financial liability is derecognised when the obligation under the liability is discharged or cancelled or expires. When an existing financial liability is replaced by another from the same lender on substantially different terms, or the terms of an existing liability are substantially modified, such an exchange or modification is treated as the derecognition of the original liability and the recognition of a new liability. The difference in the respective carrying amounts is recognised in the statement of profit and loss.

(iii) Offsetting of financial instruments:

Financial assets and financial liabilities are offset and the net amount is reported in the balance sheet if there is a currently enforceable legal right to offset the recognised amounts and there is an intention to settle on a net basis, to realise the assets and settle the liabilities simultaneously

AMEX ALLOYS PRIVATE LIMITED**Notes to the financial statements for the year ended 31 March 2020**

(All amounts are in INR Lakhs, as otherwise stated)

q Fair value measurement

The Company measures specific financial instruments of certain investments at fair value at each balance sheet date.

Fair value is the price that would be received to sell an asset or paid to transfer a liability in an orderly transaction between market participants at the measurement date. The fair value measurement is based on the presumption that the transaction to sell the asset or transfer the liability takes place either:

- In the principal market for the asset or liability, or
- In the absence of a principal market, in the most advantageous market for the asset or liability

The principal or the most advantageous market must be accessible by the Company.

The fair value of an asset or a liability is measured using the assumptions that market participants would use when pricing the asset or liability, assuming that market participants act in their economic best interest.

A fair value measurement of a non-financial asset takes into account a market participant's ability to generate economic benefits by using the asset in its highest and best use or by selling it to another market participant that would use the asset in its highest and best use.

The Company uses valuation techniques that are appropriate in the circumstances and for which sufficient data are available to measure fair value, maximizing the use of relevant observable inputs and minimizing the use of unobservable inputs.

All assets and liabilities for which fair value is measured or disclosed in the financial statements are categorized within the fair value hierarchy, described as follows, based on the lowest level input that is significant to the fair value measurement as a whole:

Level 1 – Quoted (unadjusted) market prices in active markets for identical assets or liabilities.

Level 2 – Valuation techniques for which the lowest level input that is significant to the fair value measurement is directly or indirectly observable.

Level 3 – Valuation techniques for which the lowest level input that is significant to the fair value measurement is unobservable.

For assets and liabilities that are recognised in the financial statements on a recurring basis, the Company determines whether transfers have occurred between levels in the hierarchy by re-assessing categorization (based on the lowest level input that is significant to the fair value measurement as a whole) at the end of each reporting period.

For the purpose of fair value disclosures, the Company has determined classes of assets and liabilities on the basis of the nature, characteristics and risks of the asset or liability and the level of the fair value hierarchy as explained above. This note summarizes the accounting policy for fair value. Other fair value related disclosures are given in relevant notes.

r Cash and cash equivalents

Cash and cash equivalent in the balance sheet comprise cash at banks and bank deposits with an original maturity of three months or less, which are subject to an insignificant risk of changes in value.

s Cash dividend

The Company recognizes a liability to make cash, when the distribution is authorized and the distribution is no longer at the discretion of the Company. As per the corporate laws in India, a distribution is authorized when it is approved by the shareholders. A corresponding amount is recognised directly in equity.

Dividends paid/payable are recognised in the year in which the related dividends are approved by the Shareholders or Board of Directors as appropriate.

t Cash flow statement

Cash flows are presented using indirect method, whereby profit before tax is adjusted for the effects of transactions of non-cash nature and any deferrals or accruals of past or future cash receipts or payments. The cash flow from operating, investing and financing activities of the Company is segregated based on the available information.

u Business combinations :

In accordance with Ind AS 101 provisions related to first time adoption, the Company has elected to apply Ind AS accounting for business combinations prospectively from 1 April 2015. As such, Indian GAAP balances relating to business combinations entered into before that date, have been carried forward. Business combinations involving entities under the common control are accounted for using the pooling of interest method. The assets and liabilities of the combining entities are reflected at their carrying amounts. No adjustments are made to reflect fair values, or recognise any new assets or liabilities. The only adjustments that are made are to harmonise accounting policies.

The identity of the reserves shall be preserved and shall appear in the financial statements of the transferee in the same form in which they appeared in the financial statements of the transferor. Any consideration in excess of the net worth of the acquire company is adjusted against the reserves of the acquiring company.

v Segment Reporting

The Executive Management Committee monitors the operating results of its business as a single primary segment "Foundry" for the purpose of making decisions about resource allocation and performance assessment.

The business of the Company falls under a single primary segment i.e 'Foundry' for the purpose of Ind AS 108.

AMEX ALLOYS PRIVATE LIMITED
Notes to the financial statements for the year ended 31 March 2020
 (All amounts are in INR Lakhs, as otherwise stated)

3 Property, Plant and Equipment

Particulars	Land	Buildings	Plant and Machinery	Office Equipment	Computers	Furniture and Fixtures	Vehicles	Total
Cost								
As at 1 April 2018	766.92	1,582.11	3,182.69	211.08	11.26	46.52	81.16	5,881.74
Additions	-	17.22	103.92	2.36	9.28	2.68	-	135.46
Deletions	-	-	(29.77)	(0.64)	-	-	(2.80)	(33.21)
As at 31 March 2019	766.92	1,599.33	3,256.84	212.80	20.54	49.20	78.36	5,983.99
Additions	-	54.50	426.04	2.71	4.01	0.09	-	487.35
Deletions	-	-	-	(0.66)	-	-	(5.05)	(5.71)
As at 31 March 2020	766.92	1,653.83	3,682.88	214.85	24.55	49.29	73.31	6,465.63
Depreciation								
As at 1 April 2018	-	171.60	832.72	92.73	5.04	24.98	42.68	1,169.75
Charge for the year	-	53.85	339.23	26.72	8.35	3.51	11.55	443.20
Deletions	-	-	(28.34)	(0.64)	-	-	(2.80)	(31.79)
As at 31 March 2019	-	225.45	1,143.61	118.81	13.39	28.49	51.43	1,581.16
Charge for the year	-	54.32	367.38	25.84	3.80	3.68	10.21	465.23
Deletions	-	-	-	(0.66)	-	-	(4.10)	(4.76)
As at 31 March 2020	-	279.77	1,510.99	143.99	17.19	32.17	57.54	2,041.63
Net Block								
As at 31 March 2019	766.92	1,373.88	2,113.23	93.99	7.15	20.71	26.93	4,402.80
As at 31 March 2020	766.92	1,374.06	2,171.89	70.86	7.36	17.12	15.77	4,423.98

AMEX ALLOYS PRIVATE LIMITED**Notes to the financial statements for the year ended 31 March 2020**

(All amounts are in INR Lakhs, as otherwise stated)

3 (a) Leases

The company has taken machinery on lease.

(a) Right of Use Asset "ROU"

The following are the changes in the carrying value of right of use assets for the year ended 31 March 2020

Particulars	Amount (Rs. In Lakhs)
Balance as at 01 April 2019	-
Additions	571.48
Deletions	-
Depreciation*	(103.42)
Balance as at 31 March 2020	468.06

*The aggregate depreciation expense on ROU assets is included under depreciation and amortization expense in the statement of Profit and Loss

(b) Lease Liabilities

The following is the movement in lease liabilities during the year ended 31 March 2020

Particulars	Amount (Rs. In Lakhs)
Balance as at 01 April 2019	-
Additions	485.24
Finance Cost accrued during the year	27.20
Deletions	-
Payment of Lease liabilities	(56.60)
Balance as at 31 March 2020	455.84

The following is the break-up of current and non current liabilities as on 31 March 2020.

Particulars	Amount (Rs. In Lakhs)
Current lease liabilities	149.35
Non Current lease liabilities	306.49

(c) Amounts recognised in Profit and Loss were as follows

Particulars	For the year ended 31 March 2020
Depreciation Expenditure	103.42
Finance cost on Lease liabilities	27.20

(d) The table below provides details regarding the contractual maturities of lease liabilities as at 31 March 2020 on an undiscounted basis :

Particulars	As at 31 March 2020
Not later than 1 year	184.32
Later than 1 year and not later than 5 years	333.46
Later than 5 years	-

Note : The company does not face a significant liquidity risk with regards to its lease liabilities as the current assets are sufficient to meet the obligations related to lease liabilities as and when they fall due

AMEX ALLOYS PRIVATE LIMITED**Notes to the financial statements for the year ended 31 March 2020**

(All amounts are in INR Lakhs, as otherwise stated)

4 Intangible assets

Particulars	Computer Software	Total
Cost		
At 1 April 2018	38.63	38.63
Additions	60.45	60.45
Disposals /Adjustment	-	-
At 31 March 2019	99.08	99.08
Additions	-	-
Disposals /Adjustment	-	-
At 31 March 2020	99.08	99.08
Amortisation		
At 1 April 2018	22.62	22.62
Charge for the year	5.81	5.81
Disposals / Adjustment	-	-
At 31 March 2019	28.43	28.43
Charge for the year	17.47	17.47
Disposals / Adjustment	-	-
At 31 March 2020	45.90	45.90
Net block		
At 31 March 2020	53.18	53.18
At 31 March 2019	70.65	70.65

AMEX ALLOYS PRIVATE LIMITED**Notes to the financial statements for the year ended 31 March 2020**

(All amounts are in INR Lakhs, as otherwise stated)

5(a) Financial assets carried at Amortised cost**Loans (Unsecured, considered good, unless otherwise stated) carried at amortised cost**

Particulars	As at 31 March 2020	As at 31 March 2019
(i) Non-Current		
Security Deposits *	-	116.64
Total	-	116.64
(ii) Current		
Loans to employees	8.32	2.18
Total	8.32	2.18
Total	8.32	118.82

* Other financial assets are non-derivative financial assets which generate an effective interest income at 6.35% for the Company.

5(b) Bank balances (Carried at amortised cost)

Particulars	As at 31 March 2020	As at 31 March 2019
Current		
Deposits with original maturity more than 3 months and less than 12 months #	897.52	856.24
Total	897.52	856.24

The balance in deposit account bears an average interest rate of 7.9 %.

5(c) Other financial assets (Unsecured, considered good, unless otherwise stated) carried at amortised cost

Particulars	As at 31 March 2020	As at 31 March 2019
(i) Non-Current		
Balance with Government authorities	485.82	298.50
Total	485.82	298.50
(ii) Current		
Interest accrued on fixed deposits	1.60	1.67
Total	1.60	1.67
Total	487.42	300.17

AMEX ALLOYS PRIVATE LIMITED**Notes to the financial statements for the year ended 31 March 2020**

(All amounts are in INR Lakhs, as otherwise stated)

6 Other Non-current Assets (Unsecured, considered good)

Particulars	As at 31 March 2020	As at 31 March 2019
Security Deposits	111.40	-
Capital advances	4.23	188.45
Total	115.63	188.45

7 Inventories

Particulars	As at 31 March 2020	As at 31 March 2019
Raw materials and components	463.16	392.33
Work-in-progress *	978.87	652.64
Finished goods **	-	129.89
Total	1,442.03	1,174.86

*Work-in Progress comprises of Alloys, Castings and Test Bars.

**Finished goods are valued at lower of cost and net realisable value.

8 Trade receivables

Particulars	As at 31 March 2020	As at 31 March 2019
(a) Unsecured, considered good	2,237.57	1,691.89
(b) Doubtful	194.88	132.92
Less: Allowance for Expected Credit Loss	(194.88)	(132.92)
Total	2,237.57	1,691.89

In accordance with Ind AS 109, the Company applies Expected Credit Loss (ECL) model for measurement and recognition of impairment loss towards expected risk of delays and default in collection.

Trade Receivables are unsecured and are derived from revenue earned from sale of patterns and castings. Trade receivables are non-interest bearing and are generally on terms of 60-150 days. No interest is charged on the balance regardless the age of the balance. The Company uses judgements in making certain assumptions and selecting inputs to determine the impairment of these trade receivables. This is based on the Company's historical experience towards potential billing adjustments, delays and defaults at the end of the reporting period.

9 Cash and cash equivalents

Particulars	As at 31 March 2020	As at 31 March 2019
Balances with banks:		
On current accounts	211.82	167.20
Cash on hand	2.32	2.33
Total	214.14	169.53

10 Other Current assets

Particulars	As at 31 March 2020	As at 31 March 2019
Unsecured, considered good		
Other receivables	0.05	0.09
Supplier advances	53.23	24.65
Prepaid expenses	6.58	2.87
Other Loans & Advances	1.45	1.35
Total	61.31	28.96

AMEX ALLOYS PRIVATE LIMITED
Notes to the 1st AS financial statements for the year ended 31 March 2020
(All amounts are in INR Lakhs, as otherwise stated)

11 Equity Share Capital

Particulars	Equity Shares of Rs. 10/- each		Preference Shares of Rs. 100/- each	
	Nos.	Amount	Nos.	Amount
Authorised Share Capital				
As at 1 April 2019	8,500,000	850.00	375,000	375.00
Increase/(Decrease) during the year	-	-	-	-
As at 31 March 2020	8,500,000	850.00	375,000	375.00
Issued, subscribed & fully paid up				
As at 1 April 2019	6,500,000	650.00	-	-
Issue of Equity Share Capital	-	-	-	-
As at 31 March 2020	6,500,000	650.00	-	-

a. Terms/rights attached to equity shares

The Company has only one class of equity shares having a par value of Rs.10/- per share. Each holder of equity shares is entitled to one vote per share. The Company declares and pays dividend in Indian Rupees. The dividend proposed by the Board of Directors is subject to the approval of the shareholders in the ensuing Annual General Meeting.

In the event of the liquidation of the Company, the holder of equity share will be entitled to receive the remaining assets of the Company, after distribution of all preferential amounts. The distribution will be proportionate to the number of equity shares held by the shareholders.

b. Details of shareholders holding more than 5% shares in the Company

Equity shares of Rs.10/- each fully paid	As at 31 March 2020		As at 31 March 2019	
	Number of shares	% holding in the class	Number of shares	% holding in the class
Swelect Energy Systems Limited	6,500,000	100%	6,500,000	100%

As per records of the Company, including its register of shareholders/members and other declarations received from shareholders regarding beneficial interest, the above shareholding represents both legal and beneficial ownerships of shares.

12 Other Equity

Particulars	Capital subsidy	Capital Redemption Reserve	Retained Earnings	Total
As at 1 April 2019	15.00	250.00	(721.18)	(456.18)
Loss for the year	-	-	(418.79)	(418.79)
Other Comprehensive Income - Remeasurement of Defined Benefit Plans	-	-	(0.18)	(0.18)
As at 31 March 2020	15.00	250.00	(1,140.15)	(875.15)

AMEX ALLOYS PRIVATE LIMITED**Notes to the Ind AS financial statements for the year ended 31 March 2020**

(All amounts are in INR Lakhs, as otherwise stated)

13(a) Borrowings**Financial Liabilities carried at amortized cost****Particulars****Current**

Working capital demand loans

Foreign Currency Non-Resident Loan (FCNR)

Packing Credit Foreign Currency (PCFC)

Loans from Related party

Total Current Borrowings

Less: Amount disclosed under "other financial liabilities"

Total

	As at 31 March 2020	As at 31 March 2019
Working capital demand loans	360.28	334.80
Foreign Currency Non-Resident Loan (FCNR)	1,073.82	969.94
Packing Credit Foreign Currency (PCFC)	971.68	901.35
Loans from Related party	4,485.20	4,549.39
Total Current Borrowings	6,890.98	6,755.48
Less: Amount disclosed under "other financial liabilities"	-	-
Total	6,890.98	6,755.48

The overdraft facility from the Bank is secured against the Fixed Deposits of the Company and it is repayable on demand.

13(b) Details of Short Term Borrowings are given below:

Loans as on 31 March 2020	Amount	Effective Interest Rate	Loan Currency	Repayable	Security
Working capital demand loans	360.28	9.20%	INR	On demand	Fixed deposit of the Company
Foreign Currency Non-Resident Loan (FCNR)	1,073.82	3.00%	EURO	On demand	Fixed deposit of the Holding Company
Packing Credit Foreign Currency (PCFC)	971.68	2.00%	EURO	Repayable within 6 months from the date of the loan	Fixed deposit of the Holding Company
Loans from Holding Company	4,485.20	8.50%	INR	On demand	Unsecured
Total	6,890.98				

14 Other Financial Liabilities**Particulars****(i) Non Current**

Lease obligation

(ii) Current

Current maturities of finance lease obligations

Statutory dues payable

Capital creditors

Total

	As at 31 March 2020	As at 31 March 2019
Lease obligation	306.49	-
	306.49	-
Current maturities of finance lease obligations	-	0.50
Statutory dues payable	23.88	31.40
Capital creditors	236.31	5.37
Total	260.19	37.27

AMEX ALLOYS PRIVATE LIMITED**Notes to the Ind AS financial statements for the year ended 31 March 2020**

(All amounts are in INR Lakhs, as otherwise stated)

15 Provisions**Particulars****(i) Current**

Provision for Compensated Absences

Total

As at 31 March 2020	As at 31 March 2019
20.74	38.26
20.74	38.26

(ii) Non-Current

Provision for gratuity (Refer Note 27)

Total

As at 31 March 2020	As at 31 March 2019
-	2.45
-	2.45

Total

20.74	40.71
--------------	--------------

16 Trade payables**Particulars**

Trade payables

(Refer note below regarding dues to micro, small and medium enterprises)

Trade payables to Related Parties

(Refer Note 30)

As at 31 March 2020	As at 31 March 2019
2,167.97	1,293.15
1,028.75	583.44
3,196.72	1,876.59

Note:

Disclosures required under Section 22 of the Micro, Small and Medium Enterprises Development Act, 2006

Particulars	As at 31 March 2020	As at 31 March 2019
(i) Principal amount remaining unpaid to any supplier as at the end of the accounting year	259.35	196.96
(ii) Interest due thereon remaining unpaid to any supplier as at the end of the accounting year	4.78	2.67
(iii) The amount of interest paid along with the amounts of the payment made to the supplier beyond the appointed day	-	-
(iv) The amount of interest due and payable for the period of delay in making payment (which have been paid but beyond the appointed day during the year) but without adding the interest specified under the MSMED Act	4.78	2.67
(v) The amount of interest accrued and remaining unpaid at the end of the accounting year	7.45	2.67
(vi) The amount of further interest due and payable even in the succeeding year, until such date when the interest dues as above are actually paid to the small enterprise, for the purpose of disallowance as a deductible expenditure under section 23	-	-
Dues to micro and small enterprises have been determined to the extent such parties have been identified on the basis of information collected by the Management. This has been relied upon by the auditors.		

17 Other current liabilities**Particulars**

Interest accrued but not due on borrowings

Other Payables

Advance from customers

Total

As at 31 March 2020	As at 31 March 2019
0.69	0.53
106.75	158.64
10.30	0.76
117.74	159.93

AMEX ALLOYS PRIVATE LIMITED**Notes to the Ind AS financial statements for the year ended 31 March 2020**

(All amounts are in INR Lakhs, as otherwise stated)

18 Revenue from operations

Particulars	For the year ended 31 March 2020	For the year ended 31 March 2019
Revenue from operations		
Sale of products		
Manufactured goods		
- Alloys & Castings	5,573.67	5,037.05
- Grey Iron & Ductile Iron Castings	2,682.17	3,004.44
Traded goods	307.50	723.85
Other operating revenue		
Scrap sales	149.54	144.81
Renewable Energy Certificate Income (net)	64.07	147.73
Export benefits	233.98	193.06
Others	0.06	0.16
Total	9,010.99	9,251.10

19 Other Income

Particulars	For the year ended 31 March 2020	For the year ended 31 March 2019
Provision no longer required written back	5.94	26.65
Profit on sale of Property, Plant and Equipment	9.30	4.11
Other non-operating income	0.99	0.32
Interest income	77.23	79.15
Total	93.46	110.23

20 Cost of raw material and components consumed

Particulars	For the year ended 31 March 2020	For the year ended 31 March 2019
Inventories at the beginning of the year	392.33	469.45
Add: Purchases	4,482.88	5,008.23
	4,875.21	5,477.68
Less: Inventories at the end of the year	463.16	392.33
Total	4,412.05	5,085.35

21 Decrease/ (increase) in inventories of work-in-progress and finished goods

Particulars	For the year ended 31 March 2020	For the year ended 31 March 2019
Inventories at the end of the year		
Traded goods	-	-
Work-in-progress	978.87	652.64
Finished goods	-	129.89
	978.87	782.53
Inventories at the beginning of the year		
Traded goods		
Work-in-progress	652.64	632.95
Finished goods	129.89	92.65
	782.53	725.60
Total	(196.34)	(56.93)

22 Employee benefits expense

Particulars	For the year ended 31 March 2020	For the year ended 31 March 2019
Salaries, wages and bonus	925.90	998.10
Contribution to provident and other funds (Refer Note 27)	72.20	74.45
Gratuity expense (Refer Note 27)	14.71	14.52
Staff welfare expenses	75.75	77.90
Total	1,088.56	1,164.97

AMEX ALLOYS PRIVATE LIMITED**Notes to the Ind AS financial statements for the year ended 31 March 2020**

(All amounts are in INR Lakhs, as otherwise stated)

18 Revenue from operations

Particulars	For the year ended 31 March 2020	For the year ended 31 March 2019
(a) Sale of products	8,563.34	8,765.34
(b) Other Operating Revenue (Refer Note 18.1(ii) below)	447.65	485.76
Total	9,010.99	9,251.10

18.1 Disaggregation of the revenue information

The tables below presents disaggregated revenues from contracts with customers for the year ended 31 March 2020 by offerings. The Company believes that this disaggregation best depicts how the nature, amount, timing and uncertainty of our revenues and cash flows are affected by industry, market and other economic factors.

(i) Sale of Products comprises the following:-

Particulars	For the year ended 31 March 2020	For the year ended 31 March 2019
Manufactured goods		
- Alloys & Castings	5,573.67	5,037.05
- Grey Iron & Ductile Iron Castings	2,682.17	3,004.44
Traded goods	307.50	723.85
	8,563.34	8,765.34

(ii) Other operating revenue comprises the following:-

Particulars	For the year ended 31 March 2020	For the year ended 31 March 2019
Scrap sales	149.54	144.81
Renewable Energy Certificate Income (net)	64.07	147.73
Export benefits	233.98	193.06
Others	0.06	0.16
Total	447.65	485.76

No other single customer contributed 10% or more to the Company's revenue during the financial year 2019-2020 and 2018-2019.

Revenue by Geography (Revenue from Operations)

Particulars	For the year ended 31 March 2020	For the year ended 31 March 2019
India	3,322.61	4,298.57
Outside India	5,688.38	4,952.53
Total	9,010.99	9,251.10

18.2 Trade Receivables and Contract Balances

The Company classifies the right to consideration in exchange for deliverables as receivable.

A receivable is a right to consideration that is unconditional upon passage of time, Revenue is recognised as and when the related goods are delivered to the customer.

Trade receivable are presented net of impairment in the Balance Sheet.

18.3 The remaining performance obligation disclosure provides the aggregate amount of the transaction price yet to be recognised as at the end of the reporting period and an explanation as to when the Company expects to recognise there amounts in revenue. Applying the practical expedient as given in Ind AS-115, the Company has not disclosed information about the remaining performance obligations in contracts where the original contract duration is one year or less or where the entity has the right to consideration that corresponds directly with the value of entity's performance completed to date.

AMEX ALLOYS PRIVATE LIMITED
Notes to the Ind AS financial statements for the year ended 31 March 2020
(All amounts are in INR Lakhs, as otherwise stated)

23 Other expenses

Particulars	For the year ended 31 March 2020	For the year ended 31 March 2019
Sub-contracting and processing expenses	1,508.03	1,229.67
Power and fuel	869.81	852.32
Freight and forwarding charges	116.60	96.70
Rent	98.30	177.88
Rates and taxes	35.47	32.57
Insurance	9.51	9.96
Repairs and maintenance		
- Plant & machinery	113.16	163.07
- Buildings	19.86	38.71
- Others	16.77	15.59
Sales promotion	5.02	29.81
Travelling and conveyance	53.12	47.31
Communication costs	6.28	6.38
Printing and stationery	8.67	9.82
Exchange differences (net)	105.63	82.80
Legal and professional fees	43.16	55.51
Payment to auditor (Refer details below)	10.41	9.06
Loss on sale of fixed assets	0.06	-
Allowances for Expected Credit Loss	124.25	19.34
Miscellaneous expenses	13.71	23.17
	3,157.82	2,899.67
Payment to auditor (Refer details below)		
Audit fee	8.50	7.85
Tax audit fee	1.50	1.00
Reimbursement of expenses	0.41	0.21
	10.41	9.06

24 Depreciation and amortisation expense

Particulars	For the year ended 31 March 2020	For the year ended 31 March 2019
Depreciation of Property, Plant and Equipment	568.67	443.21
Amortisation of Intangible assets	17.47	5.81
Total	586.14	449.02

25 Finance costs

Particulars	For the year ended 31 March 2020	For the year ended 31 March 2019
Interest	447.47	432.80
Interest on Trade payables - Micro and small enterprises	4.78	2.67
Net Loss on Foreign Currency Transactions and Translation	-	2.87
Bank and other charges	22.76	23.39
Unwinding of discount and effect of changes in discount rate on rental deposits	-	-
Total	475.01	461.73

26 Earnings/(Loss) per share (EPS)

The following reflects the profit and share data used in the basic and diluted EPS computations:

Particulars	For the year ended 31 March 2020	For the year ended 31 March 2019
Loss attributable to equity shareholders of the Company (A)	(418.79)	(642.48)
Weighted average number of Equity shares for Basic and Diluted EPS (B)	6,500,000	6,500,000
Basic and Diluted Loss Per Share (A/B)	(6.44)	(9.88)

AMEX ALLOYS PRIVATE LIMITED**Notes to the Ind AS financial statements for the year ended 31 March 2020**

(All amounts are in INR Lakhs, as otherwise stated)

27 Defined Contribution Plan

The Company has a defined benefit gratuity plan. Every employee who has completed five years or more of service gets a gratuity on departure at 15 days salary (last drawn salary) for each completed year of service. The Scheme is funded with an Insurance Company in the form of a qualifying insurance policy.

Particulars

Employer's Contribution to Provident Fund

**For the year ended
31 March 2020**

72.20

**For the year ended
31 March 2019**

74.45

Defined Benefits Plan - Gratuity Plan (funded)**Particulars****Reconciliation of opening and closing balances of obligation**

Defined Benefit obligation as at the beginning of the year

97.60

78.05

Current Service Cost

14.88

13.90

Interest Cost

5.84

4.79

Actuarial loss

0.79

4.31

Benefits paid

(18.18)

(3.46)

Defined Benefit obligation as at the end of the year**100.94****97.60****Reconciliation of opening and closing balances of fair value of plan assets**

Fair value of plan assets as at the beginning of the year

95.14

69.54

Expected return on plan assets

6.02

4.17

Actuarial loss

0.61

(4.17)

Employer's contribution

17.41

29.07

Benefits paid

(18.18)

(3.46)

Fair value of plan assets as at the end of the year**101.00****95.15**

Actual Return on plan assets

Expected return on plan assets

6.02

4.17

Actuarial loss on plan assets

(6.02)

(4.17)

Actual return on plan assets

-

-

Reconciliation of fair value of assets and obligations

Fair value of plan assets

101.00

95.15

Present value of obligation

100.94

97.60

Net Obligation disclosed as :-

-Current

(0.07)

2.44

Expense recognised during the year**Particulars****Recognised in profit or loss**

Current service cost

14.88

13.90

Interest cost

5.84

4.79

Expected return on plan assets

(6.02)

(4.17)

Actuarial (gain) / losses

-

-

Net Cost**14.71****14.52**

AMEX ALLOYS PRIVATE LIMITED**Notes to the Ind AS financial statements for the year ended 31 March 2020**

(All amounts are in INR Lakhs, as otherwise stated)

The major categories of plan assets of the fair value of the total plan assets are as follows:

Particulars	Gratuity plan	
	As at 31 March 2020	As at 31 March 2019
Investments details:		
Funds with LIC	101.00	95.15
Total	101.00	95.15

The principal assumptions used in determining gratuity for the Company's plans are shown below:

Particulars	2019-20	2018-19
Discount rate	6.65%	7.05%
Future salary increases	5.00%	5.00%
Expected Return on Plan Assets		
Employee turnover	8.00%	20.00%
Contribution Expected to be paid during the next year	10.00	23.27

A quantitative sensitivity analysis for significant assumption as at 31 March 2020 is as shown below:**Gratuity plan:****Assumptions - Sensitivity Level**Discount rate
Future salary increases

For the year ended 31 March 2020			
Sensitivity Level		Impact on defined benefit obligation	
1% increase	1% decrease	Amount	Amount
-6.72%	7.66%	94.16	108.67
7.71%	-6.88%	108.72	94.00

Assumptions - Sensitivity LevelDiscount rate
Future salary increases

For the year ended 31 March 2019			
Sensitivity Level		Impact on defined benefit obligation	
1% increase	1% decrease	Amount	Amount
8.05%	6.05%	94.09	101.39
6.00%	4.00%	101.42	93.99

The sensitivity analyses above have been determined based on a method that extrapolates the impact on defined benefit obligation as a result of reasonable changes in key assumptions occurring at the end of the reporting period.

The average duration of the defined benefit plan obligation at the end of the reporting period is 7.16 years.

28 Commitments and Contingencies**Leases: Company as lessee**

Particulars	As at 31 March 2020	As at 31 March 2019
Future minimum rentals payable under non-cancellable operating lease are as follows:		
Not later than one year	149.35	0.94
Later than one year but not later than five years	306.49	3.76
Later than five years	-	14.12
	455.84	18.82

29 Segment Reporting

The Company's operations relate to only one business segment, viz., Foundry. Accordingly, this is the only reportable business segment.

Particulars	2019-2020	2018-2019
Revenue from Operations		
India	3,322.61	4,298.57
Europe	5,398.31	3,809.95
Others	290.07	1,142.58
Total	9010.99	9251.10
Non-Current Assets (Excluding Financial Assets & Deferred tax asset)		
India	5346.32	4701.84
Others	0.00	0.00
Total	5346.32	4701.84

AMEX ALLOYS PRIVATE LIMITED

Notes to the Ind AS financial statements for the year ended 31 March 2020

(All amounts are in INR Lakhs, as otherwise stated)

30 Related party transactions

Names of related parties

Holding Company

Swellect Energy Systems Limited

Fellow Subsidiary

Swellect Green Energy Solutions Private Limited

Swellect Energy Systems Pte.Ltd, Singapore

Key Management Personnel

Mr. R. Chellappan - Director

Mr. V.C. Raghunath - Director

Mr S.Amadurai - Director

Ms Arathi Balan - Director

Dr. Raghavendra Prasad - Managing Director -w.e.f. 27 May 2020

Mr. R. Sathishkumar - Company Secretary

Terms and conditions of transactions with related parties

The purchases from related parties are made on terms equivalent to those that prevail at arm's length transactions. Outstanding balances at the year end are unsecured and interest free and settlement occurs in cash. There have been no guarantees provided to any related party payable. This assessment is undertaken at the end of each financial year through examining the financial position of the related party and the market in which the related party operates.

Related party transactions

Particulars	Swellect Energy Systems Limited		Mr. R. Chellappan - Director		Swellect Green Energy Solutions Private Ltd		Swellect Energy Systems Pte.Ltd		Total	
	31 March 2020	31 March 2019	31 March 2020	31 March 2019	31 March 2020	31 March 2019	31 March 2020	31 March 2019	31 March 2020	31 March 2019
Sale of goods	-	-	-	-	-	-	-	-	-	-
Sales to Mr.R.Chellappan	-	-	-	398.12	-	-	-	-	-	398.12
Purchase of goods	0.17	32.59	-	-	-	-	158.55	158.72	158.72	173.69
Swellect Energy Systems Limited	0.17	32.59	-	-	-	-	-	-	-	0.17
Swellect Energy Systems PTE Ltd, Singapore	-	-	-	-	-	-	158.55	141.10	-	32.59
Purchase of capital goods	173.59	56.41	-	-	-	-	230.67	404.26	404.26	141.10
Swellect Energy Systems Limited	173.59	56.41	-	-	-	-	-	-	-	158.55
Swellect Energy Systems PTE Ltd, Singapore	-	-	-	-	-	-	230.67	-	-	141.10
Purchase of Power	200.50	228.81	-	-	175.54	189.53	-	-	-	56.41
Swellect Energy Systems Limited	200.50	228.81	-	-	-	-	-	-	-	173.59
Swellect Green Energy Solutions Private Limited	-	-	-	-	175.54	189.53	-	-	-	56.41
Reimbursement of expenses	29.45	40.57	-	-	33.82	33.52	-	-	-	230.67
Swellect Energy Systems Limited	29.45	40.57	-	-	-	-	-	-	-	-
Swellect Green Energy Solutions Private Limited	-	-	-	-	33.82	33.52	-	-	-	-
Rental Expense	42.78	171.13	-	-	0.94	0.94	-	-	-	418.34
Swellect Energy Systems Limited	42.78	171.13	-	-	-	-	-	-	-	200.50
Swellect Green Energy Solutions Private Limited	-	-	-	-	0.94	0.94	-	-	-	228.81
Facility Management fees	2.04	-	-	-	7.44	7.44	-	-	-	175.54
Swellect Energy Systems Limited	2.04	-	-	-	-	-	-	-	-	189.53
Swellect Green Energy Solutions Private Limited	-	-	-	-	7.44	7.44	-	-	-	74.09
Interest Expense	331.66	359.36	-	-	-	-	-	-	-	40.57
Swellect Energy Systems Limited	331.66	359.36	-	-	-	-	-	-	-	33.82
Swellect Green Energy Solutions Private Limited	-	-	-	-	-	-	-	-	-	33.52
Advances Received	-	660.72	-	-	-	-	-	-	-	43.72
Swellect Energy Systems Limited	-	660.72	-	-	-	-	-	-	-	42.78
Swellect Green Energy Solutions Private Limited	-	-	-	-	-	-	-	-	-	0.94
Repayment of advances	-	890.99	-	-	-	-	-	-	-	9.48
Swellect Energy Systems Limited	-	890.99	-	-	-	-	-	-	-	2.04
Swellect Green Energy Solutions Private Limited	-	-	-	-	-	-	-	-	-	7.44
Balance outstanding as at the year end	676.82	406.03	-	-	183.11	112.23	403.75	65.18	1,263.68	583.44
Trade payable/Payable for capital purchases	676.82	406.03	-	-	-	-	-	-	-	405.36
Swellect Energy Systems Limited	676.82	406.03	-	-	-	-	-	-	-	359.36
Swellect Green Energy Solutions Private Limited	-	-	-	-	-	-	-	-	-	660.72
Advance Received	4,485.20	4,549.39	-	-	-	-	-	-	-	890.99
Swellect Energy Systems Limited	4,485.20	4,549.39	-	-	-	-	-	-	-	890.99

AMEX ALLOYS PRIVATE LIMITED
Notes to the Ind AS financial statements for the year ended 31 March 2020
(All amounts are in INR Lakhs, as otherwise stated)

31 Contingent liabilities

(a) Contingencies

The details of claims against the Company not acknowledged as debts are given below:

Particulars	As at 31st March 2020	As at 31 March 2019
Sales tax related matters	5.10	5.10
Total	5.10	5.10

* Rs. 1.27 Lakhs deposited under dispute (31 March 2019 - Rs.1.27 Lakhs)

Management Assessment

The amount shown under Contingent Liabilities and disputed claims represent the best possible estimates arrived at on the basis of available information. Further, various Government authorities raise issues/clarifications in the normal course of business and the Company has provided its responses to the same and no formal demands/claims has been made by the authorities in respect of the same other than those pending before various judicial/regulatory forums as disclosed above. The uncertainties and possible reimbursement in respect of the above are dependent on the outcome of the various legal proceedings which have been initiated by the Company or the Claimants, as the case may be and, therefore, cannot be predicted accurately. The Company has reviewed all the proceedings and has adequately provided for wherever provisions are required and disclosed contingent liabilities wherever applicable, in its financial statements. The Company does not expect the outcome of these proceedings to have a material adverse effect on the financial statements.

(b) Commitments

Commitments relating to lease arrangements, please Refer Note 28.

32 Financial Instruments

Accounting classifications and fair values

The following table shows the carrying amounts and fair values of financial assets and financial liabilities, including their levels in the fair value hierarchy.

Financial instruments by category

	As at 31 March 2020			As at 31 March 2019		
	FVTPL	Amortised Cost	Total	FVTPL	Amortised Cost	Total
Financial assets						
Trade receivables	-	2,237.57	2,237.57	-	1,691.89	1,691.89
Cash and cash equivalents	-	214.14	214.14	-	169.53	169.53
Other bank balances	-	897.52	897.52	-	856.24	856.24
Renewable Energy Certificate Receivable	-	-	-	-	-	-
Balance with Government Authorities	-	485.82	485.82	-	298.50	298.50
Security deposits	-	-	-	-	116.64	116.64
Interest accrued on fixed deposits	-	1.60	1.60	-	1.67	1.67
Advance to employees	-	8.32	8.32	-	2.18	2.18
Total financial assets	-	3,844.97	3,844.97	-	3,136.65	3,136.65
Financial liabilities						
Borrowings - Others	-	6,890.98	6,890.98	-	6,755.48	6,755.48
Interest accrued but not due on borrowings	-	-	-	-	-	-
Trade payables	-	3,196.67	3,196.67	-	1,876.59	1,876.59
Statutory dues payable	-	23.88	23.88	-	31.40	31.40
Capital creditors	-	236.31	236.31	-	5.37	5.37
Total financial liabilities	-	10,347.84	10,347.84	-	8,668.84	8,668.84

Fair value hierarchy

This section explains the judgements and estimates made in determining the fair values of the financial instruments that are (a) recognised and measured at fair value and (b) measured at amortised cost and for which fair values are disclosed in the financial statements. To provide an indication about the reliability of the inputs used in determining fair value, the Company has classified its financial instruments into the three levels prescribed under the accounting standard.

Financial assets and liabilities measured at amortised cost

The Company has not disclosed fair values of financial instruments such as trade receivables, cash and cash equivalents, other bank balances, security deposits, loans and interest accrued on fixed deposits, certain advances to employees, trade payables and employee benefit payables (that are short term in nature), because their carrying amounts are reasonable approximations of their fair values.

AMEX ALLOYS PRIVATE LIMITED**Notes to the Ind AS financial statements for the year ended 31 March 2020**

(All amounts are in INR Lakhs, as otherwise stated)

33 Significant accounting judgements, estimates and assumptions

The preparation of the Company's Financial Statements requires Management to make judgements, estimates and assumptions that affect the reported amounts of revenues, expenses, assets and liabilities, and the accompanying disclosures, and the disclosure of contingent liabilities. Uncertainty about these assumptions and estimates could result in outcomes that require a material adjustment to the carrying amount of assets or liabilities affected in future periods.

Judgements

In the process of applying the Company's accounting policies, Management has made the following judgements, which have the most significant effect on the amounts recognised in the Ind AS financial statements:

Impairment of non-financial assets

The Company assesses at each reporting date whether there is an indication that an asset may be impaired. If any indication exists, or when annual impairment testing for an asset is required, the Company estimates the asset's recoverable amount. An asset's recoverable amount is the higher of an asset's or Cash Generating Units (CGU's) fair value less costs of disposal and its value in use. It is determined for an individual asset, unless the asset does not generate cash inflows that are largely independent of those from other assets or groups of assets. Where the carrying amount of an asset or CGU exceeds its recoverable amount, the asset is considered impaired and is written down to its recoverable amount.

Estimates and assumptions

The key assumptions concerning the future and other key sources of estimation uncertainty at the reporting date, that have a significant risk of causing a material adjustment to the carrying amounts of assets and liabilities within the next financial year. The Company based its assumptions and estimates on parameters available when the financial statements were prepared. Existing circumstances and assumptions about future developments, however, may change due to market changes or circumstances arising that are beyond the control of the Company. Such changes are reflected in the assumptions when they occur.

Allowance for uncollectible trade receivables

Trade receivables do not carry interest and are stated at their nominal values as reduced by appropriate allowances for estimated irrecoverable amounts. Estimated irrecoverable amounts are based on the aging of the receivable balances and historical experiences. Individual trade receivables are written off when management deems them not be collectible.

The Company has evaluated the receivable balances and has made allowances for the estimated irrecoverable amounts and no further allowance/write-off is expected on the receivables by the Company. Refer Note 8.

Impairment of financial assets

The impairment provisions for financial assets are based on assumptions about risk of default and expected loss rates. The Company uses judgement in making these assumptions and selecting the inputs to the impairment calculation, based on Company's past history, existing market conditions as well as forward looking estimates at the end of each reporting period.

Defined benefit plans

The cost of the defined benefit gratuity plan and other post-employment leave encashment benefit and the present value of the gratuity obligation are determined using actuarial valuations. An actuarial valuation involves making various assumptions that may differ from actual developments in the future. These include the determination of the discount rate, future salary increases and mortality rates. Due to the complexities involved in the valuation and its long-term nature, a defined benefit obligation is highly sensitive to changes in these assumptions. All assumptions are reviewed at each reporting date.

Further details about defined benefit obligations are given in Note 28.

AMEX ALLOYS PRIVATE LIMITED**Notes to the Ind AS financial statements for the year ended 31 March 2020**

(All amounts are in INR Lakhs, as otherwise stated)

34 Financial Risk Management Objectives & Policies

The Company's principal financial liabilities comprise of short tenured borrowings, trade and other payables and financial guarantee contracts. Most of these liabilities relate to financing Company's working capital cycle. The Company has trade and other receivables, loans and advances that arise directly from its operations.

The Company is accordingly exposed to market risk, credit risk and liquidity risk.

The Company's senior management oversees management of these risks. The senior professionals working to manage the financial risks for the Company are accountable to the Board of Directors. This process provides assurance that the Company's financial risk-taking activities are governed by appropriate policies and procedures and that financial risks are identified, measured and managed in accordance with Company's policies and overall risk appetite. In addition, independent views from bankers and currency market experts are obtained periodically to validate risk mitigation decisions. It is the Company's policy that no trading in derivatives for speculative purposes shall be undertaken.

The Board of Directors review and agree policies for managing each of these risks which are summarised below:

(a) Market Risk

Market risk is the risk that the fair value or future cash flows of a financial instrument will fluctuate because of changes in market prices. Market prices comprise currency rate risk and interest rate risk. Financial instruments affected by market risk include loans and borrowings, deposits, advances.

The Company's activities expose it to a variety of financial risks, including the effects of changes in foreign currency exchange rates and interest rate movement.

(i) Interest rate sensitivity**Particulars**

Variable rate borrowings

Total

As at 31st March 2020	As at 31 March 2019
2,405.78	2,206.09
2,405.78	2,206.09

The following table demonstrates the sensitivity to a reasonably possible change in interest rates on that portion of loans and borrowings. With all other variables held constant, the Company's loss before tax is affected through the impact on floating rate borrowings, as follows:

Particulars	Increase/ decrease in basis points	Effect on Loss before tax
31 March 2020	+ 35 basis points	8.42
	- 35 basis points	(8.42)
31 March 2019	+ 35 basis points	7.72
	- 35 basis points	(7.72)

(ii) Foreign Currency Risk

Foreign currency risk is the risk that the fair value or future cash flows of a financial instrument will fluctuate because of changes in foreign exchange rates. The Company transacts business in local currency and in foreign currency, primarily in Euro. The Company has foreign currency trade payables and receivables and is therefore, exposed to foreign exchange risk.

The Company manages its foreign currency risk by way of a periodical assessment for hedging appropriate percentage of its foreign currency exposure.

Foreign Currency Sensitivity

The following table demonstrates the sensitivity in the USD, Euro and other currencies to the functional currency of the Company, with all other variables held constant. The impact on the Company's profit before tax is due to changes in the fair value of monetary assets and liabilities including foreign currency derivatives.

Particulars	Change in currency exchange rate	Effect on loss before tax		Effect on equity	
		For the Year Ended 31 March 2020	For the Year Ended 31 March 2019	For the Year Ended 31 March 2020	For the Year Ended 31 March 2019
US Dollars	+5%	(4.26)	(4.14)	4.26	4.14
	-5%	4.26	4.14	(4.26)	(4.14)
	+5%	63.35	59.02	(63.35)	(59.02)
Euro	-5%	(63.35)	(59.02)	63.35	59.02

(b) Credit Risk

Credit risk is the risk that a counter party will not meet its obligations under a financial instrument or customer contract, leading to a financial loss. The Company is exposed to credit risk from its operating activities, primarily trade receivables and from its financing activities, including deposits with banks, foreign exchange transactions and other financial instruments.

(i) Trade receivables

Customer credit risk is managed by the Company's established policy, procedures and controls relating to customer credit risk management. Trade receivables are non-interest bearing and are generally on credit terms in line with respective industry norms. Outstanding customer receivables are regularly monitored. The Company has no concentration of credit risk as the customer base is widely distributed both economically and geographically.

The ageing analysis of trade receivables as of the reporting date is as follows:

Particulars	Neither past due nor impaired	Past due but not impaired		Total
		Less than 1 year	More than 1 year	
Trade Receivables as of 31 March 2020	1,325.37	702.58	209.63	2,237.58
Trade Receivables as of 31 March 2019	309.99	1,248.98	132.92	1,691.89

The requirement for impairment is analysed at each reporting date and provision is based on the Expected Credit Loss Method.

Cash and bank balances

The Company holds cash and cash equivalents with credit worthy banks at the reporting dates. The credit worthiness of such banks are evaluated by the Management on an on going basis and is considered to be good.

Other financial assets

The Company does not expect any losses from non-performance by the counter-parties.

AMEX ALLOYS PRIVATE LIMITED**Notes to the Ind AS financial statements for the year ended 31 March 2020**

(All amounts are in INR Lakhs, as otherwise stated)

(ii) Financial instruments and cash deposits

Credit risk from balances with banks is managed by Company's treasury in accordance with the Board approved policy.

(c) Liquidity Risk

Liquidity risk is the risk that the Company may not be able to meet its present and future cash and collateral obligations without incurring unacceptable losses. The Company's objective is to, at all times maintain optimum levels of liquidity to meet its cash and collateral requirements. The Company closely monitors its liquidity position and deploys a robust cash management system. It maintains adequate sources of financing including loans, debt, and overdraft from both domestic and international banks at an optimised cost. It also enjoys strong access to domestic and international capital markets across various debt and hybrid instruments.

The table below summarise the maturity profile of the Company's financial liabilities based on contractual undiscounted payments:

Particulars	As at 31 March 2020		
	Less than 1 year	More than 1 year	Total
Borrowings	6,890.98	-	6,890.98
Trade Payables	3,196.67	-	3,196.67
Other financial liabilities	260.19	-	260.19
Total	10,347.84	-	10,347.84

Particulars	As at 31 March 2019		
	Less than 1 year	More than 1 year	Total
Borrowings	6,755.48	-	6,755.48
Trade Payables	1,827.39	49.20	1,876.59
Other financial liabilities	37.27	-	37.27
Provisions	2.45	2.45	4.90
Total	8,622.59	51.65	8,674.24

35 Capital Management

Capital includes equity attributable to the equity holders of the Company and net debt. Primary objective of Company's capital management is to ensure that it maintains an optimum financing structure and healthy returns in order to support its business and maximize shareholder value. The Company manages its capital structure and makes adjustments, in light of the changes in economic conditions or business requirements. The Company monitors capital using a gearing ratio which is net debt divided by total capital plus net debt. Net debt is calculated as loans and borrowings less cash and cash equivalents.

Gearing Ratio:

Particulars	As at 31 March 2020	As at 31 March 2019
Borrowings	6,890.98	6,755.48
Less: Cash and cash equivalents	(214.14)	(169.53)
Net Debt	6,676.84	6,585.95
Equity	(225.15)	193.82
Total Capital	(225.15)	193.82
Capital and Net Debt	6,451.69	6,779.77
Gearing Ratio	103.49%	97.14%

- 36** The Company has incurred a net loss of Rs. 418.97 Lakhs during the year and the Net worth of the Company is negative Rs. 225.15 Lakhs as at 31 March 2020. As at 31 March 2020, the Company's current liabilities is Rs. 10,635.67 Lakhs (includes Intercompany Deposits of Rs. 1,925.52 Lakhs, Borrowings of Rs. 2,559.69 Lakhs and other payables amounting to Rs. 676.82 Lakhs payable to holding company M/s. Swelect Energy Systems Limited) and current Assets is Rs. 4,862.49 Lakhs. Current liabilities exceeds current assets by Rs. 5,773.18 Lakhs as at 31 March 2020. Swelect Energy Systems Limited, the holding company will provide financial support to the extent needed by the Company to meet its current and future obligations as and when they fall due. Taking into consideration of the funding arrangement from the holding company, the financial statements for the year ended 31 March 2020 have been prepared on a going concern basis.


AMEX ALLOYS PRIVATE LIMITED


Notes to the Ind AS financial statements for the year ended 31 March 2020

(All amounts are in INR Lakhs, as otherwise stated)

- 37 In connection with the preparation of the Ind AS financial statements for the year ended 31 March 2020, the Board of Directors have confirmed the propriety of the contracts / agreements entered into by / on behalf of the Company and the resultant revenue earned / expenses incurred arising out of the same after reviewing the levels of authorization and the available documentary evidences and the overall control environment. Further, the Board of Directors have also reviewed the realizable value of all the current assets of the Company and have confirmed that the value of such assets in the ordinary course of business will not be less than the value at which these are recognised in the Ind AS financial statements. In addition, the Board has also confirmed the carrying value of the non-current assets in the Ind AS financial statements. The Board, duly taking into account all the relevant disclosures made, has approved these Ind AS financial statements in its meeting held on 8 July 2020 in accordance with the provisions of Companies Act, 2013.

For and on behalf of the Board of Directors
AMEX ALLOYS PRIVATE LIMITED


R. Chellappan
Director
DIN : 00016958
Place: Coimbatore
Date : 08 July 2020


V.C. Raghunath
Director
DIN : 00703922
Place: Coimbatore
Date : 08 July 2020


R. Sathish Kumar
Company Secretary

Place: Chennai
Date : 08 July 2020