

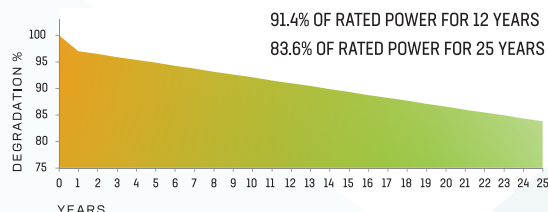
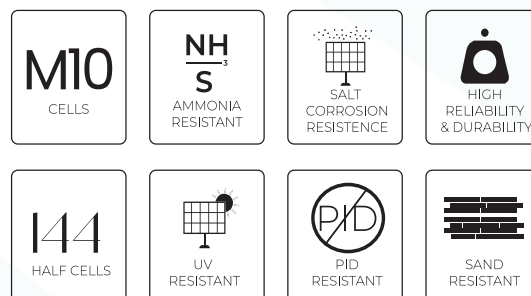

EFFICIENT EXCELLENT ENERGY++

HIGH EFFICIENCY
MONO PERC
PV MODULE
TeSirius



MONOFACIAL PV MODULES P-TYPE 144 HALF CUT

530 - 550 Wp



10BB HALF - CUT CELL TECHNOLOGY

New circuit design, lower internal current, lower resistive losses, energy yield is higher.

LOWER THE RISK OF HOT SPOT

Special circuit design with a much lower hot spot temperature.

EXCELLENT QUALITY & ENHANCED RELIABILITY

More than 14+ years' experience of manufacturing and intensive 40+ quality tests above the IEC standard ensures reliable modules.

SUPER STRONG FRAME

Module certified to withstand extreme wind (2400 Pascal) and snow loads (5400 Pascal) with 18 microns anodization thickness.

EXCELLENT LOW LIGHT & ANTI - PID PERFORMANCE

Tested 3 times of IEC TS 62804.



SWELECT's solar modules meet global quality and safety standards, including IEC, UL, CAN and BIS.

Comprehensive Product & System Certificates*

- ✓ BIS Certified (IS 14286 & IS/IEC 61730 - 1&2)
- ✓ IEC 61215: Design qualification and type approval
- ✓ IEC 61730: Module safety qualification
- ✓ IEC TS 62804: Potential Induced Degradation (PID)
- ✓ IEC 61701: Salt Mist Corrosion Test
- ✓ IEC 62716: Ammonia Corrosion Test
- ✓ ISO 9001: Quality Management System
- ✓ ISO 14001: Environmental Management System
- ✓ ISO 45001: Occupational Health and Safety Management Systems

*Some are under process


swelect
Stay powerful when sun shines. And thereafter...

Electrical Characteristics

ELECTRICAL CHARACTERISTICS		SWM11BN 6530	SWM11BN 6535	SWM11BN 6540	SWM11BN 6545	SWM11BN 6550
RATED POWER (P_{max})	Wp	530	535	540	545	550
OPEN CIRCUIT VOLTAGE (V_{oc})	V	49.39	49.61	49.82	50.04	50.25
MAXIMUM POWER VOLTAGE (V_{mp})	V	41.38	41.61	41.84	42.07	42.31
SHORT CIRCUIT CURRENT (I_{sc})	A	13.59	13.64	13.68	13.74	13.79
MAXIMUM POWER CURRENT (I_{mp})	A	12.83	12.88	12.92	12.99	13.03
MODULE EFFICIENCY (η)	%	20.52	20.71	20.9	21.1	21.29
POWER BINNING	W			-0/ +4.99		

TEMPERATURE RATINGS

NOCT	45°C ± 2°C
Tc of V_{oc}	-0.27%/°C
Tc of I_{sc}	+0.04%/°C
Tc of P_{max}	-0.36%/°C
Operating Range	-40°C to +85°C

MAXIMUM RATINGS

System Voltage	1500 V _{dc}
Fuse Rating	25 A
Application / Safety	Class A; Protection Class II Fire - C; Type 4
Snow Load	5400 Pa
Wind Load	2400 Pa

CONSTRUCTION

Cell / Matrix	144; Mono PERC bifacial Half cut 2 x (12 x 6)
Dimension	2278 x 1134 x 35 mm
Weight	27.5 kg
Glass	ARC; Low Iron; Tempered; High Light Transmission; 3.2 mm
Junction Box	IP68; Potted
Cable	4 mm ² ; 500 mm Cable Length (Customized Length upto 1000 mm)
Connector	MC4 Compatible
Diode	Schottky Bypass Diodes
Frame	18 μ Anodized aluminum alloy; twin wall profile
Locking	Corner key type
Encapsulation	High Volume Resistivity and Low MVTR
Substrate	White Backsheet

PACKING CONFIGURATION

Container	20 feet (open type)	40 feet ('HC)
Pieces per Pallet	29	29
Pallets per Container	10	20
Pieces per Container	290	580

Note: Design & Specifications are subjected to change without notice. Electrical Parameters measured at STC only (at 25°C, 1000 W / m²). Test uncertainty for Pmp ±3% Please refer to installation manual and strictly adhere to instruction / guidelines to qualify for warranty terms.

Celebrating
40
years

12 YEARS
WARRANTY

swelectes.com

swelect
Stay powerful when sun shines. And thereafter...

SWELECT ENERGY SYSTEMS LIMITED

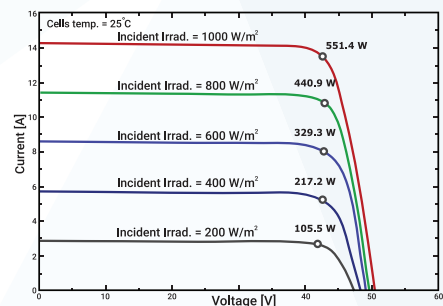
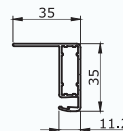
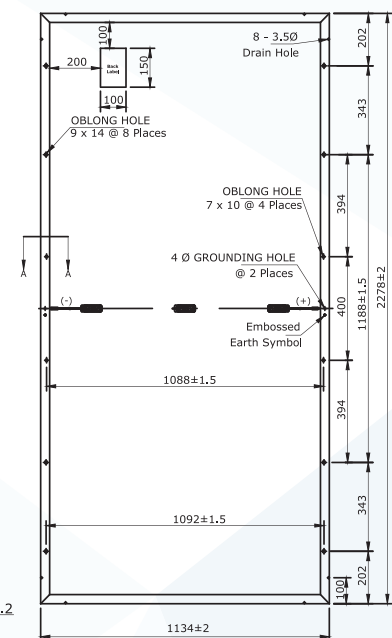

SWELECT HOUSE

No 5, Sir P. S. Sivasamy Salai, Mylapore, Chennai - 600 004.
Tamil nadu, India. info@swelectes.com | +91 44 24993266

PV MODULE MANUFACTURING PLANT

SWELECT HHV SOLAR PHOTOVOLTAICS PRIVATE LIMITED
No.169,166, Sembagoundan Pudur, Kuppeplayam Village,
Coimbatore, Coimbatore North Taluk, Coimbatore District
Tamil Nadu- 641 107

SCAN QR CODE FOR
PRODUCT CATALOGS



I-V Curve of 550W at 25°C cell temp. and different Irradiance level